



Ministry of Communications
and Information Technology

ICT Indicators in Brief

April 2022 | Monthly Issue



www.mcit.gov.eg

www.egyptictindicators.gov.eg



Mobile Phones



Mobile Subscription*



Mobile Penetration*

Million Subscription

%

99.82

March 2021

97.59

93.27

February 2022

89.69

94.15

March 2022

90.40

0.94

Monthly Growth Rate %

0.71

-5.69

Annual Growth Rate %

-7.19

* The decrease in mobile subscriptions and penetration is attributed to following the ITU methodology of publishing the active instead of registered lines subscriptions.

Source: Ministry of Communications and Information Technology



Internet

Unit

March 2021

February 2022

March 2022

Monthly Change Rate %

Annual Change Rate %

Mobile Internet Users

Million Subscription

57.25

64.60

64.58

-0.03

12.81

USB Modem Subscription

Million Subscription

3.26

2.19

2.19

0.28

-32.70

Source: Ministry of Communications and Information Technology

Unit

2019/2020

Internet Penetration

%

57.3

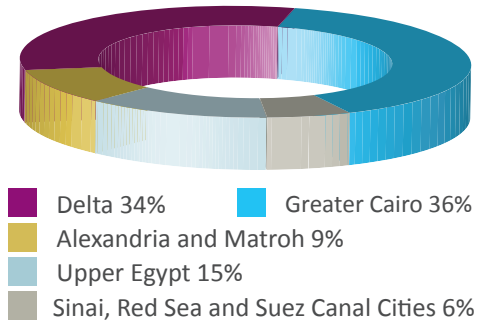
According the results of "ICT Access and Use by Households and Individuals Survey for 2019/2020"



ADSL and Mobile Internet Users

Unit	ADSL Subscription	Proportion of Mobile Internet Users of Total Mobile Subscription
	Million Subscription	%
March 2021	9.26	57.35
February 2022	10.27	69.26
March 2022	10.34	68.60
Monthly Change Rate %	0.68	-0.67
Annual Change Rate %	11.62	11.25

ADSL Subscriptions Regional Distribution



Source: Ministry of Communications and Information Technology – Telecom Egypt




Fixed Telephone

Unit	March 2021	February 2022	March 2022	Monthly Change Rate %	Annual Change Rate %
Local Exchange Capacity	24.96	23.38	22.94	-1.88	-8.09
Fixed Lines Subscription	10.05	11.55	11.17	-3.26	11.24
Fixed Lines Penetration	7.45	11.11	10.73	-3.42	3.28
Number of Local Exchanges	1511	1532	1532	0.00	1.39
Number of Local Exchanges in Rural Areas	1052	1072	1072	0.00	1.90

Fixed Lines by Type of Subscription

- Government Subscription 2%
- Commercial Subscription 9%
- Residential Subscription 89%



Source: Ministry of Communications and Information Technology – Telecom Egypt

Number of Newly Established ICT Companies and Issued Capital

Activity	Unit	March 2021	February 2022	March 2022
		Million EGP	Companies	Companies
Issued Capital of Newly Established ICT Companies during each Month	Communications	0.25	2.47	0.22
	Information Technology	125.43	52.49	176.19
	IT Enabled Services	83.62	120.27	10.03
Total		209.30	175.23	186.44
Number of Newly Established ICT Companies during each Month	Communications	1	5	4
	Information Technology	108	152	145
	IT Enabled Services	77	49	65
Total		186	206	214

Source: Ministry of Investment – General Authority for Free Zones and Investment

Egypt's Stock Exchange Telecommunications Index

Unit	Point
March 2021	1458
February 2022	1515
March 2022	1518
Monthly Change Rate %	3
Annual Change Rate %	60

The IT, Media and Communication Services Index includes four companies: Raya Contact Center, Fawry for Banking Technology and Electronic Payment, Egyptian Media Production City, and Telecom Egypt.

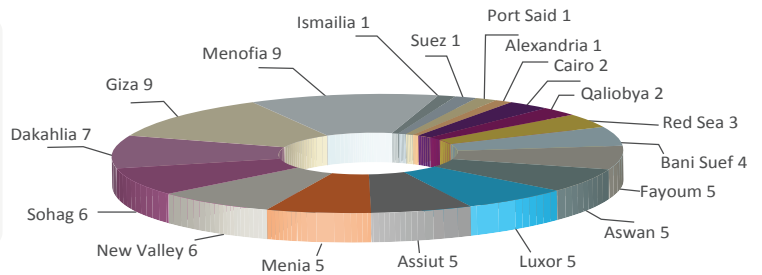


IT Clubs

In line with the Ministry of Communications and Information Technology (MCIT) strategy in promoting the role of IT in an effective and sustainable manner for community development, MCIT has activated the IT Clubs in Community Development project. The total number of IT Clubs in Egypt reached 77.

Source: Ministry of Communications and Information Technology
Egypt ICT Trust Fund
IT Clubs Department

Regional Distribution of Telecenters



Postal Services



Number of Post Offices

Unit	Office
March 2021	4044
February 2022	4214
March 2022	4230
Monthly Change Rate %	0.38
Annual Change Rate %	4.60

Average Number of People Served by each Post Office

Unit	Thousand Inhabitants
March 2021	25.29
February 2022	24.68
March 2022	24.62
Monthly Change Rate %	-0.23
Annual Change Rate %	-2.66

Number of Pensions Distributed through Post Offices

Unit	Million
March 2021	7.48
February 2022	6.24
March 2022	6.01
Monthly Change Rate %	-3.69
Annual Change Rate %	-19.65

Number of Instant Postal Financial Transfers

Unit	Thousand Transfers
March 2021	1688
February 2022	1002
March 2022	1313
Monthly Change Rate %	31.02
Annual Change Rate %	-22.24

Source: Ministry of Communications and Information Technology – Egypt Post