



Ministry of Communications  
and Information Technology

# ICT Indicators in Brief

July 2022 | Monthly Issue



[www.mcit.gov.eg](http://www.mcit.gov.eg)

[www.egyptictindicators.gov.eg](http://www.egyptictindicators.gov.eg)



## Mobile Phones



Mobile  
Subscription



Mobile  
Penetration

Million  
Subscription

%

98.60

June  
2021

95.96

96.68

May  
2022

92.56

98.34

June  
2022

94.01

1.72

Monthly Growth  
Rate %

1.45

-0.26

Annual Growth  
Rate %

-1.95

Source: Ministry of Communications and Information Technology



## Internet

Unit

June  
2021

May  
2022

June  
2022

Monthly  
Change  
Rate %

Annual  
Change  
Rate %

Mobile Internet Users

Million  
Subscription

59.66

67.49

68.53

1.55

14.88

USB Modem Subscription

Million  
Subscription

3.19

2.14

2.09

-2.18

-34.28

Source: Ministry of Communications and Information Technology

Unit

2019/2020

Internet Penetration

%

57.3

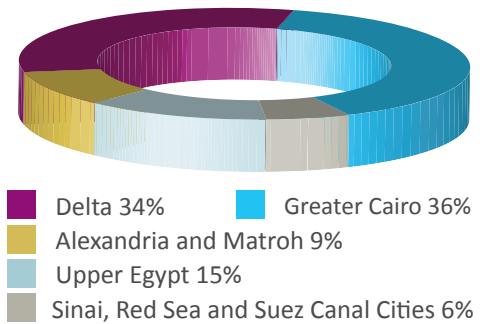
According the results of "ICT Access and Use by Households and Individuals Survey for 2019/2020"



## ADSL and Mobile Internet Users

Unit	ADSL Subscription	Proportion of Mobile Internet Users of Total Mobile Subscription
	Million Subscription	%
June 2021	9.50	60.51
May 2022	10.43	69.80
June 2022	10.52	69.69
Monthly Change Rate %	<b>0.86</b>	<b>-0.11</b>
Annual Change Rate %	<b>10.70</b>	<b>9.18</b>

ADSL Subscriptions Regional Distribution



Source: Ministry of Communications and Information Technology – Telecom Egypt




## Fixed Telephone

Unit	June 2021	May 2022	June 2022	Monthly Change Rate %	Annual Change Rate %
Local Exchange Capacity	25.11	22.11	21.89	-1.01	-12.81
Fixed Lines Subscription	10.30	11.75	11.28	-4.00	9.52
Fixed Lines Penetration	7.79	11.25	10.78	-4.18	2.99
Number of Local Exchanges	1511	1532	1532	0.00	1.39
Number of Local Exchanges in Rural Areas	1052	1072	1072	0.00	1.90

Fixed Lines by Type of Subscription

- Government Subscription 2%
- Commercial Subscription 9%
- Residential Subscription 89%



Source: Ministry of Communications and Information Technology – Telecom Egypt

## Number of Newly Established ICT Companies and Issued Capital

Activity	Unit	June 2021	May 2022	June 2022	
		Issued Capital of Newly Established ICT Companies during each Month	Million EGP		
Communications		2.06	0.43	2.61	
Information Technology		20.51	69.46	100.73	
IT Enabled Services		151.95	27.22	5.25	
<b>Total</b>		<b>174.51</b>	<b>97.10</b>	<b>108.59</b>	
Number of Newly Established ICT Companies during each Month	Companies	Communications	4	5	7
		Information Technology	119	131	163
IT Enabled Services		88	38	56	
<b>Total</b>		<b>211</b>	<b>174</b>	<b>226</b>	

Source: General Authority for Free Zones and Investment

# Egypt's Stock Exchange Telecommunications Index

Unit	Point
June 2021	1605
May 2022	1315
June 2022	1147
Monthly Change Rate %	-168
Annual Change Rate %	-458

The IT, Media and Communication Services Index includes seven companies: Raya Contact Center, Fawry for Banking Technology and Electronic Payment, Egyptian Media Production City, Telecom Egypt, Egyptian Satellite Company (Nilesat), Orascom Investment Holding (OIH), and eFinance.

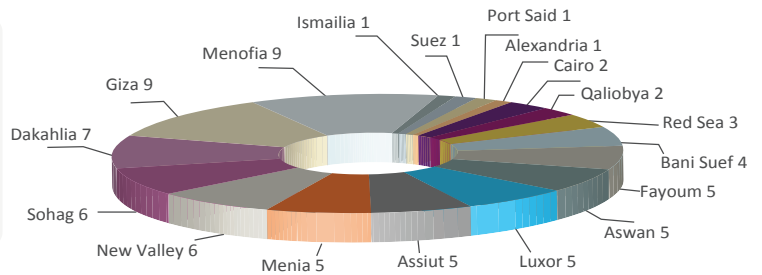


## IT Clubs

In line with the Ministry of Communications and Information Technology (MCIT) strategy for promoting the role of IT in an effective and sustainable manner for community development, MCIT has launched the IT Clubs in Community Development project. The total number of IT Clubs in Egypt reached 77.

**Source:** Ministry of Communications and Information Technology  
Egypt ICT Trust Fund  
IT Clubs Department

## Regional Distribution of Telecenters



## Postal Services



Number of Post Offices

Unit	Office
June 2021	4060
May 2022	4275
June 2022	4285
Monthly Change Rate %	0.23
Annual Change Rate %	5.54

### Average Number of People Served by each Post Office

Unit	Thousand Inhabitants
June 2021	25.31
May 2022	24.43
June 2022	24.41
Monthly Change Rate %	-0.09
Annual Change Rate %	-3.54

### Number of Pensions Distributed through Post Offices

Unit	Million
June 2021	7.26
May 2022	5.54
June 2022	5.31
Monthly Change Rate %	-4.15
Annual Change Rate %	-26.86

### Number of Instant Postal Financial Transfers

Unit	Thousand Transfers
June 2021	1339
May 2022	751
June 2022	948
Monthly Change Rate %	26.14
Annual Change Rate %	-29.21

**Source:** Ministry of Communications and Information Technology – Egypt Post