



Arab Republic of Egypt
Ministry of Communications
and Information Technology

ICT Indicators in Brief

November 2019 | Monthly Issue



www.mcit.gov.eg
www.egyptictindicators.gov.eg



Mobile Phones



Mobile Subscription



Mobile Penetration

Million Subscription

%

94.31

October 2018

102.48

94.90

September 2019

95.38

95.25

October 2019

95.59

0.38

Monthly Growth Rate %

0.21

1.00

Annual Growth Rate %

-6.89

Source: Ministry of Communications and Information Technology – National Telecommunication Regulatory Authority



Internet

Unit

October 2018

September 2019

October 2019

Monthly Change Rate %

Annual Change Rate %

Mobile Internet Users

Million Subscription

33.94

38.17

38.67

1.33

13.94

USB Modem Subscription

Million Subscription

3.29

3.56

3.58

0.67

8.78

International Internet Bandwidth

Gbps

2355.69

2576.30

2665.78

3.47

13.16

Source: Ministry of Communications and Information Technology – National Telecommunication Regulatory Authority – Telecom Egypt

Unit

2018/2019

Internet Users*

Million Users

40.9

Internet Penetration*

%

48

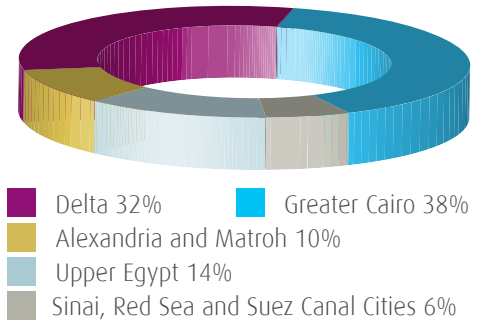
*According the results of "ICT Access and Use by Households and Individuals Survey for 2018/2019"



ADSL and Mobile Internet Users

	ADSL Subscription	Proportion of Mobile Internet Users of Total Mobile Subscription
Unit	Million Subscription	%
October 2018	6.31	35.99
September 2019	7.12	40.22
October 2019	7.17	40.60
Monthly Change Rate %	0.79	0.38
Annual Change Rate %	13.58	4.61

ADSL Subscriptions Regional Distribution



Source: Ministry of Communications and Information Technology – National Telecommunication Regulatory Authority– Telecom Egypt




Fixed Telephone

	Unit	October 2018	September 2019	October 2019	Monthly Change Rate %	Annual Change Rate %
Local Exchange Capacity	Million Lines	18.96	24.06	24.22	0.70	27.76
Fixed Lines Subscription	Million Subscription	7.91	8.42	8.72	3.56	10.36
Fixed Lines Penetration	%	7.59	7.602	7.702	1.32	0.11
Number of Local Exchanges	Exchange	1517	1507	1507	0.00	-0.66
Number of Local Exchanges in Rural Areas	Exchange	1051	1048	1048	0.00	-0.29

Fixed Lines by Type of Subscription

- Government Subscription 3%
- Commercial Subscription 11%
- Residential Subscription 86%



Source: Ministry of Communications and Information Technology – Telecom Egypt

Number of Newly Established ICT Companies and Issued Capital *

	Unit	Activity	October 2018	September 2019	October 2019
Issued Capital of Newly Established ICT Companies during each Month	Million EGP	Communications	0.06	1.15	0.25
		Information Technology	158.74	40.39	65.02
		IT Enabled Services	5.22	20.81	153.11
		Other ICT Companies	0.00	0.05	6.25
Total			164.02	62.40	224.63
Number of Newly Established ICT Companies during each Month	Companies	Communications	2	6	3
		Information Technology	99	96	72
		IT Enabled Services	22	50	54
		Other ICT Companies	0	1	3
Total			123	153	132

* Most of the newly established ICT Companies are small and micro enterprises

Source: Ministry of Investment – General Authority for Free Zones and Investment

Egypt's Stock Exchange Telecommunications Index ❄

Unit	Point
October 2018	348
September 2019	476
October 2019	472
Monthly Change Rate %	-4
Annual Change Rate %	124

This index includes three companies operating in the ICT sector and listed in Egypt's Stock Exchange. These companies are: Telecom Egypt, Global Telecom Holding and Orascom Investment Holding

* It is worth mentioning that there are differences between the above shown values and the previously published values because the Egypt's Stock Exchange started to publish the monthly value of the index based on the value on the last trading day of the month, while the monthly values published previously were calculated by the Ministry of Communications and Information Technology (MCIT) according to the average daily index values during the month.

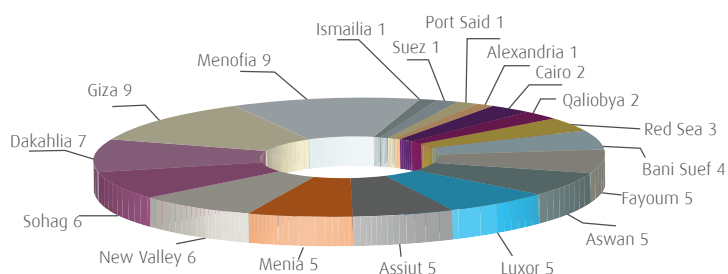


IT Clubs

In line with the strategy of the Ministry of Communications and Information Technology (MCIT) to promote effectively and sustainably the IT role in the community development, MCIT launched the "IT Clubs" project. The total number of IT Clubs in Egypt reached 77.

Source: Ministry of Communications and Information Technology
Egypt ICT Trust Fund
IT Clubs Department

Regional Distribution of Telecenters



Postal Services



Unit	Office
October 2018	3968
September 2019	3981
October 2019	3982
Monthly Change Rate %	0.03
Annual Change Rate %	0.35

Average Number of People Served by each Post Office

Unit	Thousand Inhabitants
October 2018	23.19
September 2019	24.99
October 2019	25.03
Monthly Change Rate %	0.13
Annual Change Rate %	7.90

Number of Pensions Distributed through Post Offices

Unit	Million
October 2018	5.7
September 2019	5.23
October 2019	5.48
Monthly Change Rate %	4.78
Annual Change Rate %	-3.86

Number of Instant Postal Financial Transfers

Unit	Thousand Transfers
October 2018	1732
September 2019	1748
October 2019	1798
Monthly Change Rate %	2.86
Annual Change Rate %	3.81

Source: Ministry of Communications and Information Technology – Egypt Post