



Ministry of Communications
and Information Technology

ICT Indicators in Brief

November 2022 | Monthly Issue



www.mcit.gov.eg

www.egyptictindicators.gov.eg



Mobile Phones



Mobile
Subscription



Mobile
Penetration

Million
Subscription

%

101.39

October
2021

98.09

99.07

September
2022

94.29

99.10

October
2022*

94.18

0.03

Monthly Growth
Rate %

-0.11

-2.26

Annual Growth
Rate %

-3.91

Source: Ministry of Communications and Information Technology

*Preliminary number



Internet

Unit

October
2021

September
2022

October
2022*

Monthly
Change
Rate %

Annual
Change
Rate %

Mobile Internet Users

Million
Subscription

61.79

69.72

69.49

-0.33

12.46

USB Modem Subscription

Million
Subscription

2.86

2.02

2.05

1.68

-28.15

Source: Ministry of Communications and Information Technology

*Preliminary number

Unit

2021/2022

Internet Penetration

%

72.2

According to results of "ICT access and use by households and individuals survey for 2021/2022".



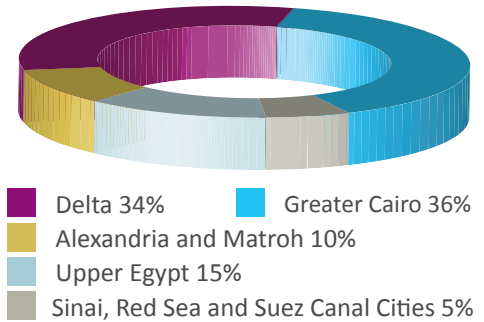
ADSL and Mobile Internet Users

Unit	ADSL Subscription	Proportion of Mobile Internet Users of Total Mobile Subscription
	Million Subscription	%
October 2021	9.83	60.94
September 2022	10.77	70.37
October 2022	10.85	70.12*
Monthly Change Rate %	0.71	-0.25
Annual Change Rate %	10.37	9.17

Source: Ministry of Communications and Information Technology – Telecom Egypt

*Preliminary number

ADSL Subscriptions Regional Distribution




Fixed Telephone

Unit	October 2021	September 2022	October 2022	Monthly Change Rate %	Annual Change Rate %
Local Exchange Capacity	25.45	20.56	20.34	-1.07	-20.06
Fixed Lines Subscription	11.08	11.41	11.93	4.57	7.73
Fixed Lines Penetration	10.72	10.86	11.34	4.42	0.62
Number of Local Exchanges	1511	1532	1532	0.00	1.39
Number of Local Exchanges in Rural Areas	1052	1072	1072	0.00	1.90

Fixed Lines by Type of Subscription

- Government Subscription 2%
- Commercial Subscription 8%
- Residential Subscription 90%



Source: Ministry of Communications and Information Technology – Telecom Egypt

Number of Newly Established ICT Companies and Issued Capital

Activity	Unit	October 2021	September 2022	October 2022
		Million EGP		
Issued Capital of Newly Established ICT Companies during each Month	Communications	0.13	0.07	100.57
	Information Technology	48.77	81.03	65.58
	IT Enabled Services	19.83	23.51	24.55
Total		68.73	104.61	190.70
Number of Newly Established ICT Companies during each Month	Companies	4	3	5
	Information Technology	128	168	155
	IT Enabled Services	71	54	62
Total		203	225	222

Source: Ministry of Investment – General Authority for Free Zones and Investment

Egypt's Stock Exchange Telecommunications Index*

Unit	Point
October 2021	1536
September 2022	1230
October 2022	1370
Monthly Change Rate %	140
Annual Change Rate %	-166

* The IT, Media and Communication Services Index includes seven companies: Raya Contact Center, Fawry for Banking Technology and Electronic Payment, Egyptian Media Production City, Telecom Egypt, Egyptian Satellite Company (Nilesat), Orascom Investment Holding (OIH), and eFinance.

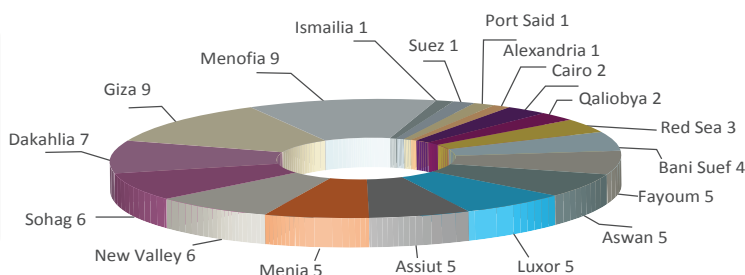


IT Clubs

In line with the Ministry of Communications and Information Technology (MCIT) strategy in promoting the role of IT in an effective and sustainable manner for community development, MCIT launched the "IT Clubs in Community Development" project. The total number of IT Clubs in Egypt reached 77.

Source: Ministry of Communications and Information Technology
Egypt ICT Trust Fund
IT Clubs Department

Regional Distribution of IT Clubs



Postal Services



Unit	Office
October 2021	4107
September 2022	4325
October 2022	4335
Monthly Change Rate %	0.23
Annual Change Rate %	5.55

Average Number of People Served by each Post Office

Unit	Thousand Inhabitants
October 2021	25.17
September 2022	24.29
October 2022	24.27
Monthly Change Rate %	-0.08
Annual Change Rate %	-3.56

Number of Pensions Distributed through Post Offices

Unit	Million
October 2021	7.44
September 2022	5.09
October 2022	5.03
Monthly Change Rate %	-1.18
Annual Change Rate %	-32.39

Number of Instant Postal Financial Transfers

Unit	Thousand Transfers
October 2021	1204
September 2022	883
October 2022	937
Monthly Change Rate %	6.17
Annual Change Rate %	-22.18

Source: Ministry of Communications and Information Technology – Egypt Post