



Arab Republic of Egypt  
Ministry of Communications  
and Information Technology

# ICT Indicators in Brief

July 2019 | Monthly Issue



[www.mcit.gov.eg](http://www.mcit.gov.eg)  
[www.egyptictindicators.gov.eg](http://www.egyptictindicators.gov.eg)



## Mobile Phones



Mobile Subscription



Mobile Penetration

Million Subscription

%

95.73

June 2018

104.63

93.76

May 2019

94.83

93.99

June 2019

94.91

0.24

Monthly Growth Rate %

0.08

-1.82

Annual Growth Rate %

-9.72

Source: Ministry of Communications and Information Technology – National Telecommunication Regulatory Authority



## Internet

Unit

June 2018

May 2019

June 2019

Monthly Change Rate %

Annual Change Rate %

Mobile Internet Users

Million Subscription

32.81

36.19

36.46

0.73

11.13

USB Modem Subscription

Million Subscription

3.48

2.91

2.89

-0.81

-17.07

International Internet Bandwidth

Gbps

1906.35

2138.62

2373.60

10.99

24.51

Source: Ministry of Communications and Information Technology – National Telecommunication Regulatory Authority – Telecom Egypt

Unit

2018/2019

Internet Users\*

Million Users

40.9

Internet Penetration\*

%

48

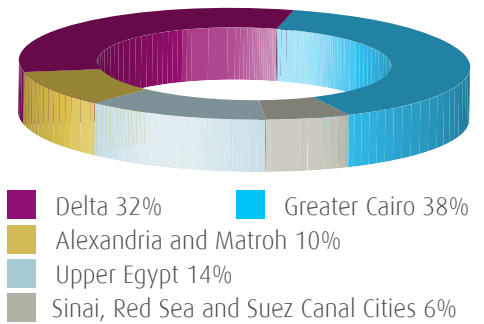
\*According to the results of "ICT Access and Use by Households and Individuals Survey for 2018/2019"



## ADSL and Mobile Internet Users

	ADSL Subscription	Proportion of Mobile Internet Users of Total Mobile subscriptions
Unit	Million Subscription	%
June 2018	5.82	34.27
May 2019	6.91	38.60
June 2019	6.88	38.79
Monthly Change Rate %	<b>-0.33</b>	<b>0.19</b>
Annual Change Rate %	<b>18.18</b>	<b>4.52</b>

ADSL Subscriptions Regional Distribution



Source: Ministry of Communications and Information Technology – National Telecommunication Regulatory Authority– Telecom Egypt




## Fixed Telephone

	Unit	June 2018	May 2019	June 2019	Monthly Change Rate %	Annual Change Rate %
Local Exchange Capacity	Million Lines	19.35	23.33	23.97	2.75	23.89
Fixed Lines Subscription	Million Subscription	7.40	8.56	8.21	-4.09	10.96
Fixed Lines Penetration	%	7.62	7.61	7.61	0.00	-0.01
Number of Local Exchanges	Exchange	1517	1510	1507	-0.20	-0.66
Number of Local Exchanges in Rural Areas	Exchange	1051	1051	1048	-0.29	-0.29

### Fixed Lines by Type of Subscription

- governmental Subscription 3%
- Commercial Subscription 12%
- Residential Subscription 85%



Source: Ministry of Communications and Information Technology – Telecom Egypt

## Number of Newly Established ICT Companies and Issued Capital \*

	Unit	Activity	June 2018	May 2019	June 2019
Issued Capital of Newly Established ICT Companies during each Month	Million EGP	Communications	1.11	0.45	0.05
		Information Technology	66.94	113.43	131.24
		IT Enabled Services	14.64	1.71	12.61
		Other ICT Companies	0.00	0.50	1.00
<b>Total</b>			<b>82.69</b>	<b>116.09</b>	<b>144.91</b>
Number of Newly Established ICT Companies during each Month	Companies	Communications	4	2	1
		Information Technology	57	93	67
		IT Enabled Services	31	8	19
		Other ICT Companies	0	1	1
<b>Total</b>			<b>92</b>	<b>104</b>	<b>88</b>

\* Most of the newly established ICT Companies are small and micro enterprises

Source: Ministry of Investment – General Authority for Free Zones and Investment

## Egypt's Stock Exchange Telecommunications Index <sup>✱</sup>

Unit	Point
June 2018	528
May 2019	491
June 2019	526
Monthly Change Rate %	<b>35</b>
Annual Change Rate %	<b>-2</b>

This index includes three companies operating in the ICT sector and listed in Egypt's Stock Exchange. These companies are: Telecom Egypt, Global Telecom Holding and Orascom Investment Holding

\* It is worth mentioning that there are differences between the above shown values and the previously published values because the Egypt's Stock Exchange started to publish the monthly value of the index based on the value on the last trading day of the month, while the monthly values published previously were calculated by the Ministry of Communications and Information Technology (MCIT) according to the average daily index values during the month.

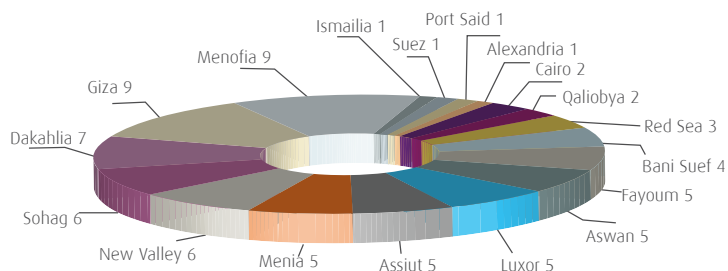


### IT Clubs

In line with the strategy of the Ministry of Communications and Information Technology (MCIT) to promote effectively and sustainably the IT role in the community development, MCIT launched the "IT Clubs" project. The total number of IT Clubs in Egypt reached 77.

**Source:** Ministry of Communications and Information Technology  
Egypt ICT Trust Fund  
IT Clubs Department

### Regional Distribution of Telecenters



## Postal Services

### Number of Post Offices



Unit	Office
May 2018	3957
April 2019	3979
May 2019	3980
Monthly Change Rate %	<b>0.03</b>
Annual Change Rate %	<b>0.58</b>

### Average Number of People Served by each Post Office

### Number of Pensions Distributed through Post Offices

### Number of Instant Postal Financial Transfers

Unit	Thousand Inhabitants	Million	Thousand Transfers
May 2018	23.09	6.16	1698
April 2019	24.81	5.44	1835
May 2019	24.84	5.46	1690
Monthly Change Rate %	<b>0.13</b>	<b>0.37</b>	<b>-7.90</b>
Annual Change Rate %	<b>7.59</b>	<b>-11.36</b>	<b>-0.47</b>

**Source:** Ministry of Communications and Information Technology – Egypt Post