



Ministry of Communications
and Information Technology

ICT Indicators in Brief

April 2021 | Monthly Issue





Mobile Phones



Mobile
Subscription



Mobile
Penetration

Million
Subscription

%

96.42

March
2020

96.01

98.84

February
2021

96.78

99.82

March
2021

97.59

1.00

Monthly Growth
Rate %

0.82

3.53

Annual Growth
Rate %

1.59

Source: Ministry of Communications and Information Technology



Internet

Unit

March
2020

February
2021

March
2021

Monthly
Change
Rate %

Annual
Change
Rate %

Mobile Internet Users

Million
Subscription

40.70

54.65

55.98

2.44

37.54

USB Modem Subscription

Million
Subscription

2.43

3.28

3.30

0.59

36.17

Source: Ministry of Communications and Information Technology

Unit

2019/2020

Internet Penetration*

%

57.3

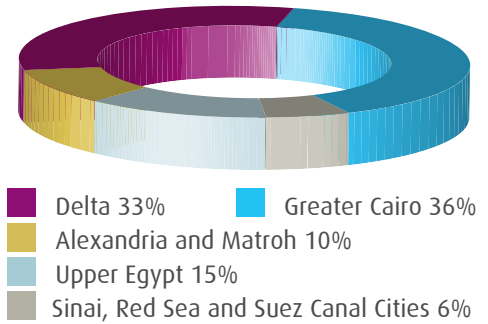
According to results of "ICT Access and use by households and individuals survey for 2019/2020".



ADSL and Mobile Internet Users

	ADSL Subscription	Proportion of Mobile Internet Users of Total Mobile Subscription
Unit	Million Subscription	%
March 2020	7.53	42.21
February 2021	9.09	55.29
March 2021	9.26	56.08
Monthly Change Rate %	1.91	0.79
Annual Change Rate %	22.91	13.87

ADSL Subscriptions Regional Distribution



Source: Ministry of Communications and Information Technology




Fixed Telephone

	Unit	March 2020	February 2021	March 2021	Monthly Change Rate %	Annual Change Rate %
Local Exchange Capacity	Million Lines	25.02	24.92	24.96	0.17	-0.22
Fixed Lines Subscription	Million Subscription	9.52	10.59	10.39	-5.10	5.48
Fixed Lines Penetration	%	7.72	7.768	7.45	-4.09	-0.27
Number of Local Exchanges	Exchange	1511	1511	1511	0.00	0.00
Number of Local Exchanges in Rural Areas	Exchange	1052	1052	1052	0.00	0.00

Fixed Lines by Type of Subscription

- Government Subscription 3%
- Commercial Subscription 10%
- Residential Subscription 87%



Source: Ministry of Communications and Information Technology – Telecom Egypt

Number of Newly Established ICT Companies and Issued Capital *

	Unit	Activity	Aug 2019	Jul 2020	Aug 2020
Issued Capital of Newly Established ICT Companies during each Month	Million EGP	Communications	0.10	1.02	300.05
		Information Technology	66.48	87.58	40.90
		IT Enabled Services	19.90	21.22	6.14
		Other ICT Companies	0.05	5.64	22.08
Total			86.53	115.46	369.16
Number of Newly Established ICT Companies during each Month	Companies	Communications	2	3	2
		Information Technology	64	107	130
		IT Enabled Services	34	25	14
		Other ICT Companies	1	9	11
Total			101	144	157

* Most of the newly established ICT Companies are small and micro enterprises

Source: Ministry of Investment – General Authority for Free Zones and Investment

Egypt's Stock Exchange Telecommunications Index

Unit	Point
March 2020	745
February 2021	1653
March 2021	1458
Monthly Change Rate %	-195
Annual Change Rate %	713

The IT, Media and Communication Services Index includes five companies: Raya Contact Center, Fawry for Banking Technology and Electronic Payment, Egyptian Media Production City and Telecom Egypt.

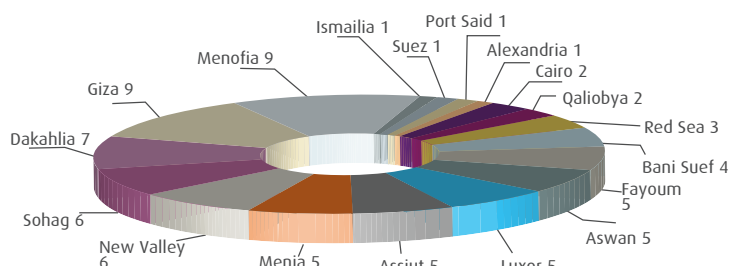


IT Clubs

In line with the strategy of the Ministry of Communications and Information Technology (MCIT) to promote effectively and sustainably the IT role in the community development, MCIT launched the "IT Clubs" project. The total number of IT Clubs in Egypt reached 77.

Source: Ministry of Communications and Information Technology
Egypt ICT Trust Fund
IT Clubs Department

Regional Distribution of Telecenters



Postal Services



Unit	Office
March 2020	3986
February 2021	4030
March 2021	4044
Monthly Change Rate %	0.35
Annual Change Rate %	1.46

Average Number of People Served by each Post Office

Number of Pensions Distributed through Post Offices

Number of Instant Postal Financial Transfers

Unit	Thousand Inhabitants	Million	Thousand Transfers
March 2020	25.19	5.39	1736
February 2021	25.34	4.14	1305
March 2021	25.29	3.92	1688
Monthly Change Rate %	-0.20	-5.31	29.35
Annual Change Rate %	0.39	-27.27	-2.76

Source: Ministry of Communications and Information Technology – Egypt Post