



Ministry of Communications
and Information Technology

ICT Indicators in Brief

March 2022 | Monthly Issue



www.mcit.gov.eg

www.egyptictindicators.gov.eg



Mobile Phones



Mobile Subscription*



Mobile Penetration*

Million Subscription

%

98.84

February 2021

96.78

93.37

January 2022

89.93

93.27

February 2022

89.69

-0.11

Monthly Growth Rate %

-0.23

-5.63

Annual Growth Rate %

-7.08

* The decline in mobile subscriptions and penetration is attributed to following the ITU methodology to publish the active lines subscriptions instead of registered lines.

Source: Ministry of Communications and Information Technology



Internet

Unit

February 2021

January 2022

February 2022

Monthly Change Rate %

Annual Change Rate %

Mobile Internet Users

Million Subscription

54.45

63.94

64.60

1.03

18.65

USB Modem Subscription

Million Subscription

3.22

2.25

2.19

-3.08

-32.20

Source: Ministry of Communications and Information Technology

Unit

2019/2020

Internet Penetration

%

57.3

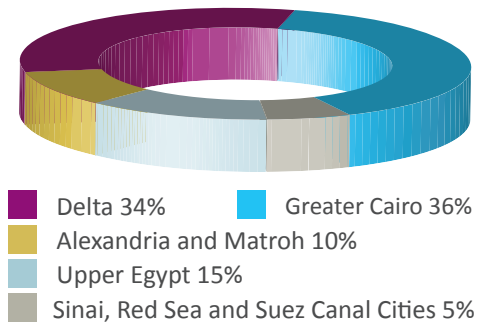
According the results of "ICT Access and Use by Households and Individuals Survey for 2019/2020"



ADSL and Mobile Internet Users

Unit	ADSL Subscription	Proportion of Mobile Internet Users of Total Mobile Subscription
	Million Subscription	%
February 2021	9.09	55.09
January 2022	10.18	68.48
February 2022	10.27	69.26
Monthly Change Rate %	1.83	0.78
Annual Change Rate %	12.98	14.17

ADSL Subscriptions Regional Distribution



Source: Ministry of Communications and Information Technology – Telecom Egypt




Fixed Telephone

Unit	February 2021	January 2022	February 2022	Monthly Change Rate %	Annual Change Rate %
Local Exchange Capacity	24.92	23.88	23.38	-2.08	-6.18
Fixed Lines Subscription	10.59	11.31	11.55	2.09	9.13
Fixed Lines Penetration	7.768	10.9	11.11	1.93	3.34
Number of Local Exchanges	1511	1532	1532	0.00	1.39
Number of Local Exchanges in Rural Areas	1052	1072	1072	0.00	1.90

Fixed Lines by Type of Subscription

- Government Subscription 2%
- Commercial Subscription 9%
- Residential Subscription 89%



Source: Ministry of Communications and Information Technology – Telecom Egypt

Number of Newly Established ICT Companies and Issued Capital

Activity	Unit	February 2021	January 2022	February 2022	
		Issued Capital of Newly Established ICT Companies during each Month	Million EGP		
Communications		0.13	2.22	2.47	
Information Technology		958.89	41.41	51.99	
IT Enabled Services		15.74	12.42	120.27	
Other ICT Companies		0.05	0.00	0.51	
Total		974.80	56.04	175.23	
Number of Newly Established ICT Companies during each Month	Companies	Communications	3	11	5
		Information Technology	104	132	147
		IT Enabled Services	60	38	49
		Other ICT Companies	1	0	5
Total		168	181	206	

Source: Ministry of Investment – General Authority for Free Zones and Investment

Egypt's Stock Exchange Telecommunications Index

Unit	Point
February 2021	1653
January 2022	1498
February 2022	1515
Monthly Change Rate %	17
Annual Change Rate %	-138

The IT, Media and Communication Services Index includes four companies: Raya Contact Center, Fawry for Banking Technology and Electronic Payment, Egyptian Media Production City and Telecom Egypt.

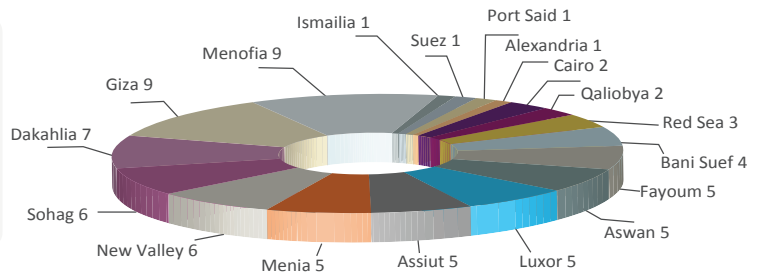


IT Clubs

In line with the Ministry of Communications and Information Technology (MCIT) strategy in promoting the role of IT in an effective and sustainable manner for community development, MCIT has activated the IT Clubs in Community Development project. The total number of IT Clubs in Egypt reached 77.

Source: Ministry of Communications and Information Technology
Egypt ICT Trust Fund
IT Clubs Department

Regional Distribution of Telecenters



Postal Services



Unit	Office
February 2021	4030
January 2022	4206
February 2022	4214
Monthly Change Rate %	0.19
Annual Change Rate %	4.57

Unit	Average Number of People Served by each Post Office	Number of Pensions Distributed through Post Offices	Number of Instant Postal Financial Transfers
	Thousand Inhabitants	Million	Thousand Transfers
February 2021	25.34	7.21	1305
January 2022	24.69	6.32	1088
February 2022	24.68	6.24	1002
Monthly Change Rate %	-0.04	-1.27	-7.89
Annual Change Rate %	-2.63	-13.45	-23.23

Source: Ministry of Communications and Information Technology – Egypt Post