



Credit Suisse's Journey from Scale to Skill

O&O Conference

Sharm-el-Sheik, November 14, 2009

Produced by: Jon Theuerkauf – Global Head: Centers of Excellence
Global Head: Operational Excellence
Global Head: Bank Efficiency Management



Key messages

- While other companies have been shaken up by the crisis impacting also their O&O activities, Credit Suisse continues executing on the pre-downturn O&O strategy
- The Centers of Excellence (CoE) initiative has made Credit Suisse one of the O&O leaders in the banking industry in terms of FTE offshored and has delivered significant value to the bank
- However, opportunities exist to further increase the value extracted from the O&O platform by moving from a focus on scale to a focus on skills and competencies
- The journey will involve acting on four strategic thrusts
 - 1 Drive consolidation of today's activities into competencies
 - 2 Focus on two delivery models, captive and outsourced, the latter serving as the default model
 - 3 Optimize the geographic footprint and vendor mix
 - 4 Institutionalize the usage of SLAs and KPIs and drive continuous improvement
- This evolution is expected to increase the value of the O&O platform by more than 10% over the next three years (and significantly more than that in some areas)

While other adapt to the crisis, Credit Suisse continues executing on the pre-downturn strategy



Citi Completes Sale of Citigroup Technology Services Ltd. (India) to Wipro

Jan 20th, 2009



BT to cut 2,000 jobs from call centre workforce in India

July 16th, 2009



UBS sells Indian BPO arm to Cognizant

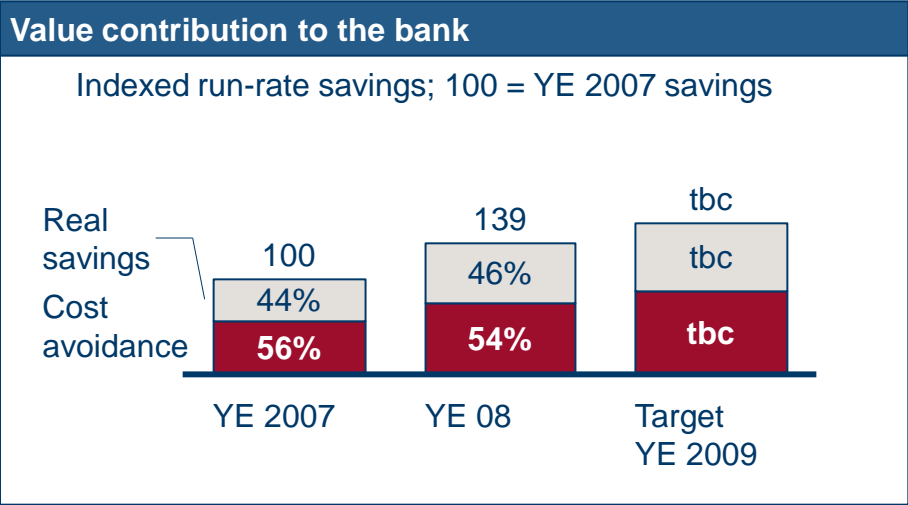
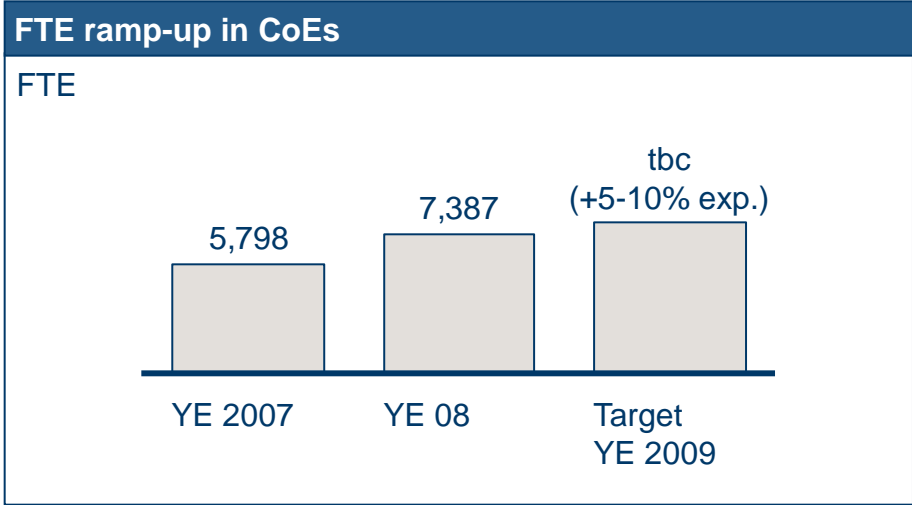
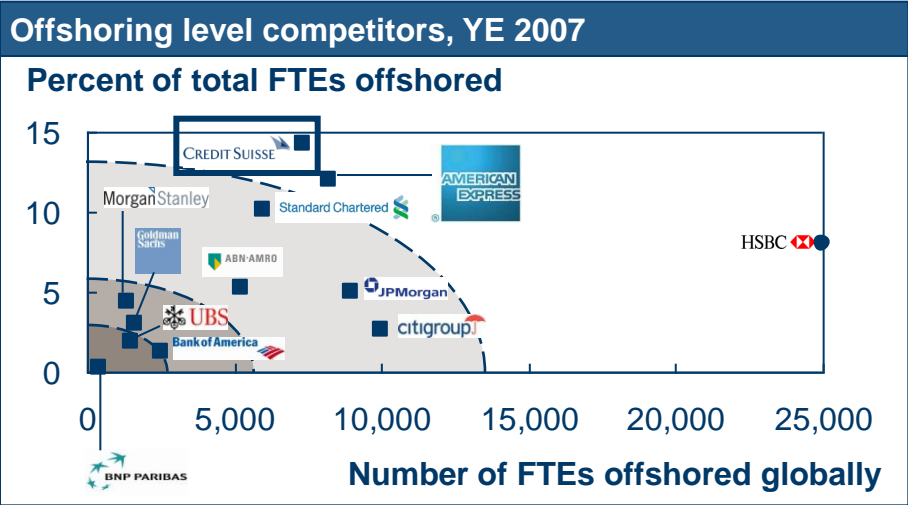
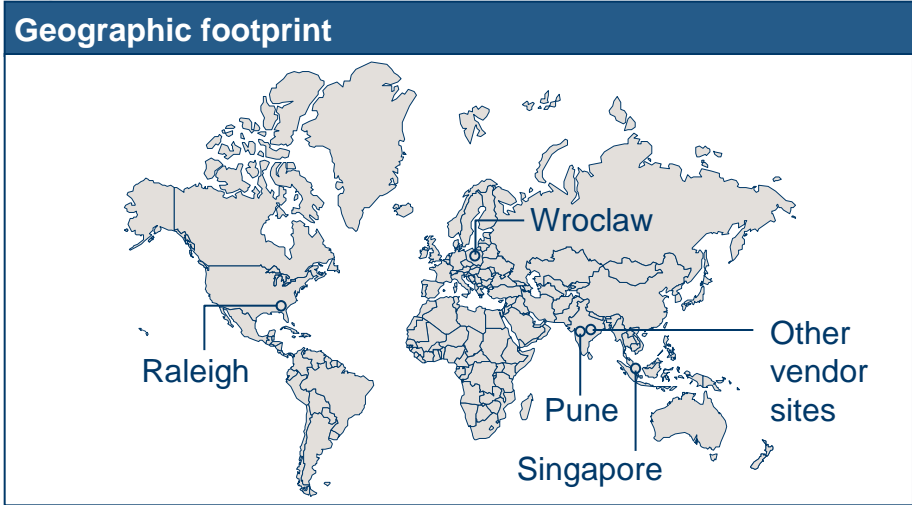
Oct. 16th, 2009

Nov. 4th 2009:

Credit Suisse opens 5th CoE in Mumbai

(...) “Since establishing the CoE initiative in 2006 we have deployed more than 8,000 roles, or around 15% of our workforce. With the opening of the Mumbai CoE, Credit Suisse will have five CoEs providing support to our operations in more than 50 countries around the world. By 2011, we hope to have over 9,000 roles deployed to our CoE network,” said Theuerkauf. (...)

The CoE initiative has made CS one of the leaders in terms of FTEs offshored as percentage of total FTEs and has delivered significant value



CoE brought new behaviors in the way we work



We now have the opportunity to evolve our initial approach which has prevented capturing the full potential benefits of the initiative

To launch the program and allow it to scale quickly a series of implementation decisions were taken ...

- Limited use of end state design as a guide; to allow faster migration few end-to-end processes moved, mostly isolated task/activities
- Choice of location deployment largely left to the business to get their buy-in
- Implementation model mainly based on staff augmentation which was easier to start; limited responsibility/empowerment of remote center for service delivery
- Limited investment during migration phase on performance improvements/process optimization; limited time take to put in place KPIs and SLAs

... which prevented capturing the full potential of the O&O platform

- Difficult to reap scale economies and support growth
- Difficult to leverage skill economies
- Current business case mostly around cost avoidance
- Difficult to create and communicate full transparency on initiative value
- Greater fragmentation of operational processes
- Introduction of risk/complexity due to multiple hand-offs

To extract more value from our O&O platform we have embarked in a journey from scale to skill along 4 strategic thrusts

1 ▪ **Drive the consolidation of activities into competencies**, potentially by relocating services (within regulatory constraints and workflow considerations) to ensure capture of benefits of skill and scale economies

2 ▪ **Focus on two delivery models** – captive and outsourced – to further reduce complexities (co-managed serving as a transitional model only):

- The **outsourced model** to be used as the default model
- The **captive model** to be used if specific business, strategic or regulatory requirements exist

3 ▪ **Optimize geographic footprint** of competencies and **vendor mix** (also through secondary deployment) by explicitly accounting for tradeoffs between cost vs. competency and by applying a clear vendor management strategy to ensure long-term sustainability of business case

4 ▪ **Institutionalize the implementation of SLAs and quality, productivity, efficiency and risk KPIs** to baseline the current performance levels of CoE and **drive process reengineering and continuous improvement** to ensure CoE delivers value beyond cost arbitrage

1 Consolidate CoE's activities into coherent competencies...

Drive the consolidation of activities by clustering similar activities into coherent competencies characterized by a minimal critical mass, homogeneous set of knowledge, skills, tools and talent to ensure/increase capture of benefits of skill and scale economies and enable development of distinctive functional and process expertise

CoE competencies – BPO

- **Clearing and settlement**
 - Cash clearing and settlement
 - Securities clearing and settlement
- **Reconciliations**
 - Settlement reconciliations
- **Reference data**
 - Reference data
- **Fund administration**
 - Fund accounting
- **Research and analytics**
 - Research
 - Deal support
 - Client strategy
 - Analytics
 - ...

CoE competencies – ITO

- **IT application development and support**
 - Applications - IB
 - Applications - PB
 - Applications - CS
 - Applications - AM
 - Applications - Switzerland
- **IT data center operations**
 - Data center service delivery
 - Data center technology
 - Batch management
 - Data problem management
- **IT end user platforms**
 - End user workplace
 - ...

1 ... and deploy them across our geographic footprint

Captive FTEs
Co-managed FTEs
Outsourced FTEs

Current and target CoE competency footprint

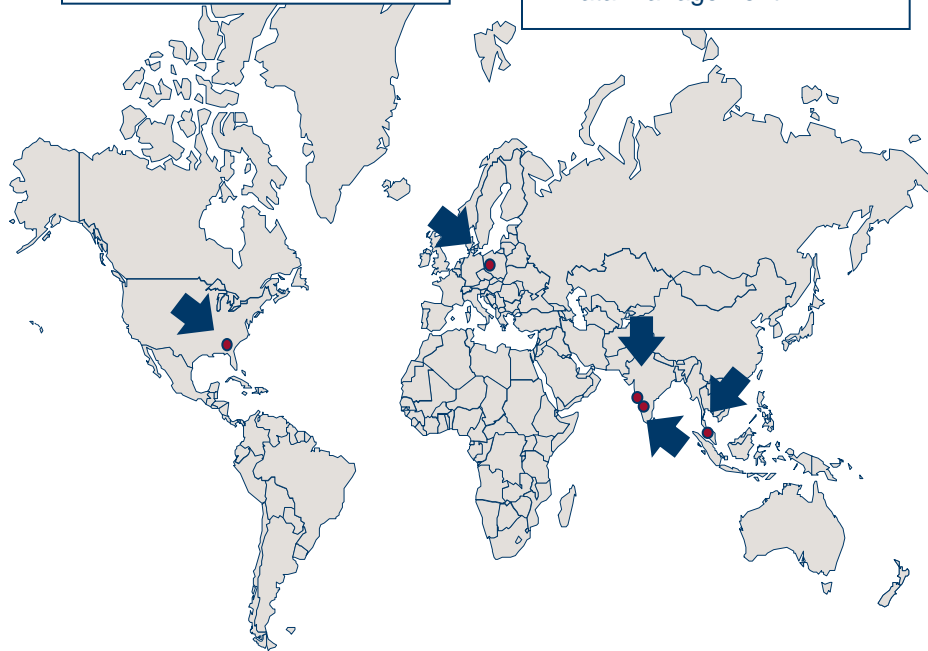
Raleigh (current):	894
	-
Target	XX
<ul style="list-style-type: none"> Position valuation and P&L Presentations IT Application development and support IT end user platforms 	

Wroclaw (current):	145
	153
Target	XX
<ul style="list-style-type: none"> Reference data Asset servicing Other competencies where European languages are required 	

Pune (current):	910
	417
Target	XX
<ul style="list-style-type: none"> Legal and compliance Financial/Regulatory reporting and analysis Financial planning and analysis Data management 	

Singapore (current):	3,376
	-
Target	XX
<ul style="list-style-type: none"> Administration Position valuation and P&L Payment processing Risk management IT Application development and support IT data center operations IT end user platforms IT Infrastructure and networks 	

Outsourced (current):	2,073
Target	XX
<ul style="list-style-type: none"> Administration Payment processing Clearing and settlement Fund administration Research and analytics Human resources IT Application development and support IT data center operations IT end user platforms IT Infrastructure and networks 	



Mumbai (current):	-
	-
Target	XX
<ul style="list-style-type: none"> Research and analytics Potential for BPO competencies 	

1 The overall aim is to create a truly integrated model for rightshoring competencies



2 Focus on two delivery models – Outsourced and captive

Focus on two delivery models to reduce complexity, enhance transparency and simplify management of service provision; the future delivery models are

▪ Outsourced delivery model

- CS contracts independent third party to provide a service
- Service provided under the full control and discretion of the third party, which is contractually accountable for service delivery

▪ Captive delivery model

- Services are delivered by a CoE, for which CS fully controls and manages the facility, infrastructure, assets and staff
- CS is fully accountable for talent management and service delivery (including its quality and efficiency)

The long-term default model is outsourced; the captive model should be considered when

- ... the process/activity has **strategic importance** for CS
- ... the process/activity has **security-related** issues
- ... the process/activity is subject to **regulatory constraints**
- ... the outsourcing model poses significant **operational risks**
- ... the process/activity has strong CS **specificities**
- ... the process/activity is **very complex**
- ... none of the **available vendors** meet CS requirements

3 Optimize geographic footprint by applying clear criteria for location selection ...

Optimize geographic footprint (also through secondary deployment) by explicitly accounting for tradeoffs between cost vs. competency to ensure long-term sustainability of business case

Key factors driving CoE location selection

Talent

- Size, skill level and functional profile of talent pool
- Ease of recruitment – projected talent demand vs. availability
- Expected attrition rates

Cost

- Labor cost and expected wage inflation
- Real estate cost
- Infrastructure cost
- Taxation rate

Interaction with customer

- Ability to operate in customer's language when necessary
- Understanding/adaptability to foreign working culture
- Coverage during customer's business hours

Environment

- Infrastructure environment (telecommunications, real estate, transport)
- Business environment (government support, regulatory environment, convenience of doing Business, fiscal performance)
- Political environment (political stability, security, data protection, country image)

Existing competencies

- Existence of related competencies in an established CoE

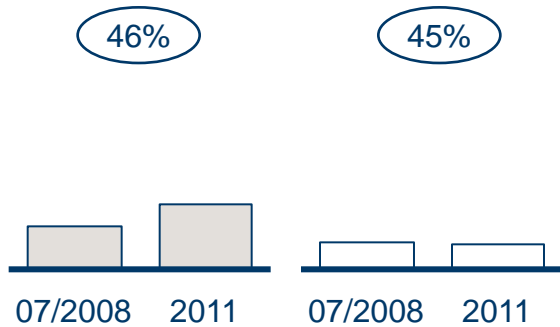
3 ... resulting in a shift towards more value-adding CoE locations

■ BPO/KPO
□ ITO

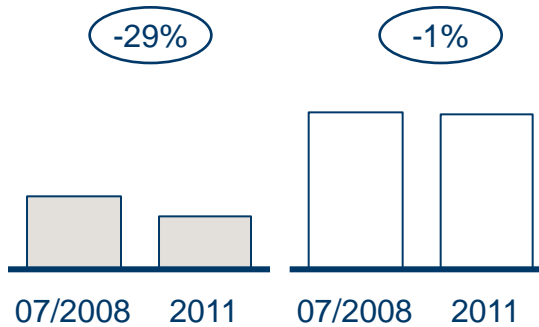
Optimize geographic footprint of competencies (also through secondary deployment) by explicitly accounting for tradeoffs between cost vs. competency to ensure long-term sustainability of business case

Changes in geographic footprint (effective FTE figures before productivity improvements and consolidation)

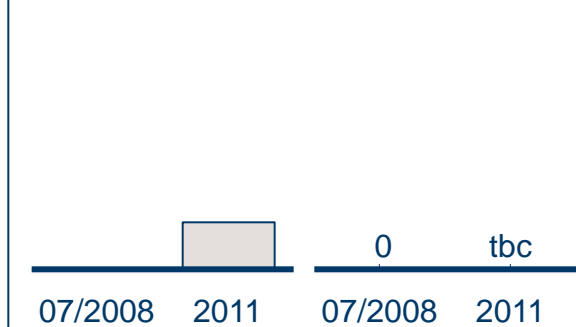
North America (captive)



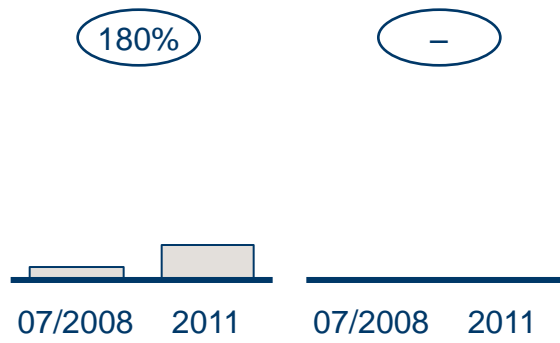
Asia location 1 (captive)



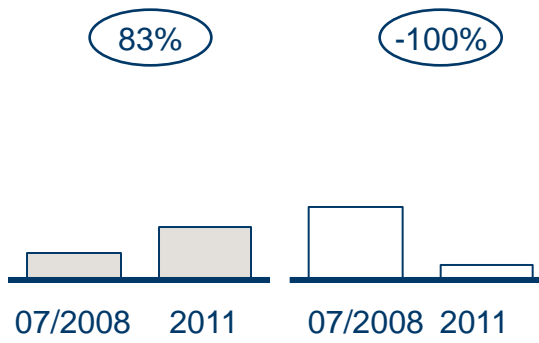
Asia location 3 (captive)



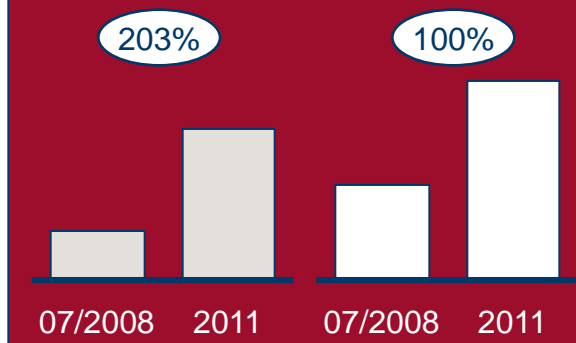
Eastern Europe (captive)



Asia location 2 (captive)



Outsourcing



4 Institutionalize SLAs, KPIs and continuous improvement to achieve real CoE excellence

Institutionalize the implementation of SLAs and quality, productivity, efficiency and risk KPIs to baseline the current performance levels of CoE and drive process re-engineering and continuous improvement to ensure CoE delivers value beyond cost arbitrage

Characteristics

SLAs

- Clear definition of service inputs, service outputs and interface between service-consumer and service-provider
- For outsourced model, definition of service debit/ service credit mechanisms in case of under-achievement or overachievement of SLA targets

KPI

- Specification of a set of meaningful business-relevant measure for quality, productivity, efficiency and risk covering complete scope of service

Continuous improvement

- Implement usage of standard toolkit and methods to continuously improve and control processes
- Mandate similar methodologies to improve service-quality levels delivered by outsourcers

Enablers for ...

- ... improvement of cost savings from currently deployed resources by achieving real CoE excellence
- ... further sustainable expansion of CoE activity

The new CoE strategy will increase the value of our O&O platform by approximately 10% (much more in selected areas)

- Impact of new CoE strategy
- New deployments
- Current CoE

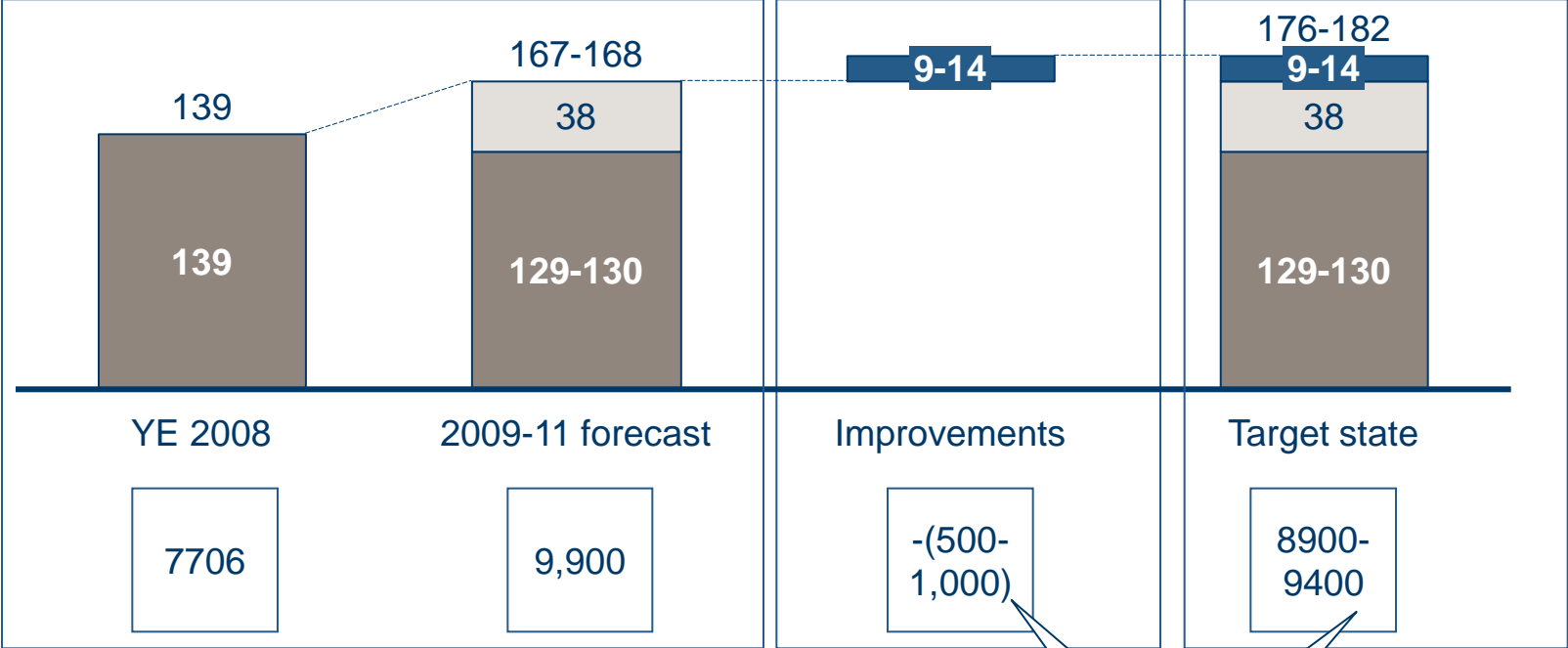
Current CoE forecast and aspirational additional primary deployment

Improvements from new CoE strategy

Target state

Estimated yearly run rate savings
(indexed; 100 = YE 2007 savings)

Deployed FTEs



Through productivity and consolidation, 500-1,000 offshore FTEs can be avoided, and the remaining 8,900-9,400 FTEs will still be able to perform workload of 10,000 FTEs

Key takeaways

For those starting ...

- Start with a corporate target operating model defining
 - What work do you need to do?
 - Who needs to do it, where does it need to be done?
 - Is the work optimized or at least stable in it's performance?
- Use a “fix-then-shift” approach
- Be disciplined and standardize the way you deploy, don't leave it up to individual organizations
- Measure before and after deployments ...
 - Cost/efficiency
 - Quality
 - Productivity
 - Capability
 - Risk

For those already advanced ...

- Understand in detail the work performed in your offshore locations
- Drive consolidation of today's activities into competencies
- Focus on two delivery models, captive and outsourced, the latter serving as the default model
- Optimize the geographic footprint and vendor mix
- Determine relevant QP&E¹ metrics to track process and center performance
- Institutionalize the usage of SLAs and KPIs and drive continuous improvement
- Review and optimize migration planning process

¹ Quality, productivity and efficiency