



Arab Republic of Egypt
Ministry of Communications
and Information Technology

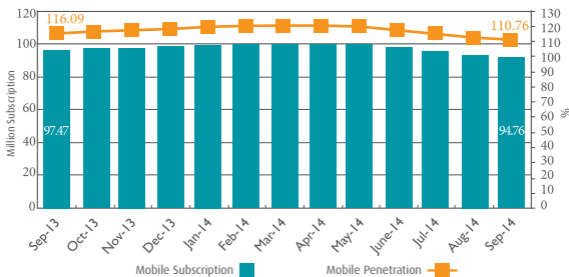
ICT Indicators in Brief

October 2014 | Monthly Issue

Mobile Telephones

Indicator	Unit	September 2013	August 2014	September 2014	Monthly Growth Rate (%)	Annual Growth Rate (%)
Mobile Subscription	Million Subscription	97.47	95.84	94.76	-1.12	-2.78
Mobile Penetration *	%	116.09	112.19	110.76	-1.43	-5.32

Mobile Subscription

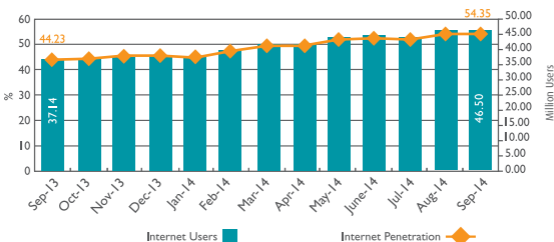


Source: Ministry of Communications and Information Technology
National Telecom Regulatory Authority

Internet

Indicator	Unit	September 2013	August 2014	September 2014	Monthly Growth Rate (%)	Annual Growth Rate (%)
Internet Users	Million User	37.14	46.29	46.50	0.45	25.20
Internet Penetration *	%	44.23	54.19	54.35	0.16	10.12
International Internet Bandwidth	Gbps	245.05	406.50	406.50 **	..	65.88
Proportion of Households Using Internet from Home **	%	48.01	55.63	56.50	0.87	8.49

Internet Users



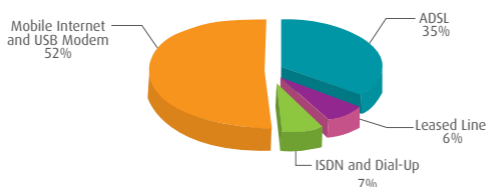
Source: Ministry of Communications and Information Technology
National Telecom Regulatory Authority - Telecom Egypt

* Growth rates are calculated as the difference between penetration rates or proportions in different time intervals.

** August 2014

Indicator	Unit	September 2013	August 2014	September 2014	Monthly Growth Rate (%)	Annual Growth Rate (%)
ADSL Subscription	Million Subscription	2.49	2.93	2.98	1.63	19.61
Mobile Internet Users	Million Users	13.83	20.28	20.34	0.27	47.03
Proportion of Mobile Internet Users of Total Mobile Subscription *	%	14.19	21.16	21.46	0.30	7.27
Proportion of Mobile Internet Users of Total Internet Users *	%	37.24	43.85	43.77	-0.08	6.53
USB Modem Subscription	Million Subscription	3.72	4.02	3.92	-2.49	5.33

Internet Users by Mode of Access

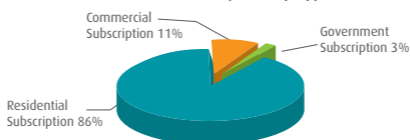


Source: Ministry of Communications and Information Technology
National Telecom Regulatory Authority - Telecom Egypt

Fixed Telephones

Indicator	Unit	September 2014	August 2014	September 2014	Monthly Growth Rate (%)	Annual Growth Rate (%)
Local Exchange Capacity	Million Line	14.81	15.42	15.54	0.75	4.93
Fixed Lines Subscription	Million Subscription	6.84	6.85	6.84	-0.21	-0.01
Fixed Lines Penetration *	%	8.28	8.15	8.12	-0.37	-1.93
Number of Local Exchanges	Exchange	1704	1668	1664	-0.24	-2.35
Number of Local Exchanges in Rural Areas	Exchange	1201	1179	1176	-0.25	-2.08

Fixed Lines Subscription by Type



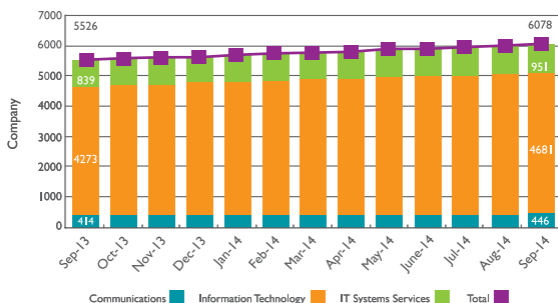
Source: Ministry of Communications and Information Technology
Telecom Egypt

* Growth rates are calculated as the difference between penetration rates or proportions in different time intervals.

ICT Sector

Indicator	Unit	September 2013	August 2014	September 2014	Monthly Growth Rate (%)	Annual Growth Rate (%)
ICT Companies	Company	5526	6016	6078	1.03	9.99
ICT Issued Capital	Billion EGP	46.76	46.93	46.94	0.02	0.38

Number of ICT Companies According to Activities

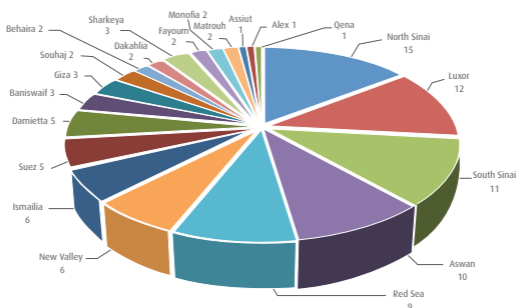


Source: Ministry of Investment
General Authority for Free Zones and Investment

Technology Homes

- MCIT has launched Technology Homes initiative in September 2011, as part of Technology corridor project which aims at offering integrated services including (training courses, e-government services, SME services). 9 Technology Homes were established in North Sinai governorate at the beginning of the project and now the number of Technology Homes reached 126 Technology Homes up to September 2014.

Geographic Distribution of Technology Homes



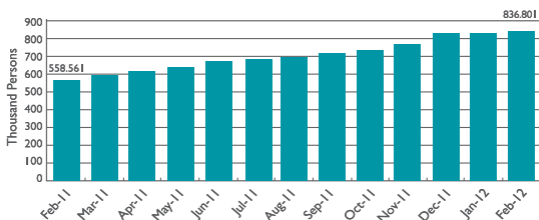
Source: Ministry of Communications and Information Technology
Training and Human Resources Department

*This figure includes employees of Egypt Post, Telecom Egypt, ICT sector companies and Maadi Technology Park added starting from October 2010, but doesn't include indirect employees in ICT sector working in Technology Homes, internet cafes and private communication stores.

Capacity Building

- ICDL program has finished on 29/2/2012 with (836,801) certified candidates, now we are committed by a Limited Practice No (6) for the year 2012 to start a new ICDL program. Syllabus Version 5 (Windows7, Office 2010). There are (84.533) registered persons, while the number of graduates (22.178) persons in September 2014.

ICDL Graduates

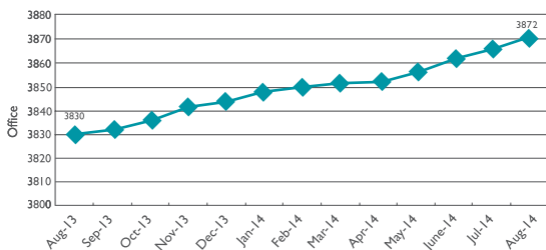


Source: Ministry of Communications and Information Technology
ICDL Program

Post Services

Indicator	Unit	August 2013	July 2013	August 2014	Monthly Growth Rate (%)	Annual Growth Rate (%)
Number of Post Offices	Office	3830	3867	3872	0.13	1.10
Average Number of People Served by Post Offices	Thousand Inhabitants	21.888	22.055	22.061	0.026	0.787
Number of Pensions Distributed through Post Offices	Million	4.74	4.95	5.03	1.62	6.12
Number of Instant Postal Financial Transfers	Thousand Transfer	705	939	812	-13.53	-16.03

Number of Post Offices



Source: Ministry of Communications and Information Technology
Egypt Post