



Arab Republic of Egypt
Ministry of Communications
and Information Technology

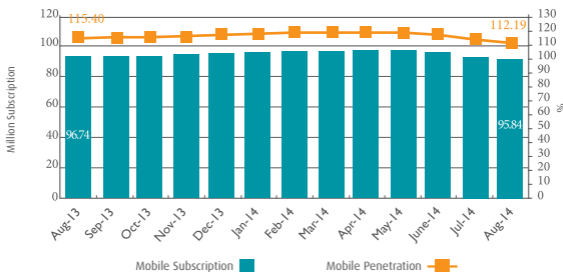
ICT Indicators in Brief

September 2014 | Monthly Issue

Mobile Telephones

Indicator	Unit	August 2013	July 2014	August 2014	Monthly Growth Rate (%)	Annual Growth Rate (%)
Mobile Subscription	Million Subscription	96.74	97.66	95.84	-1.87	-0.94
Mobile Penetration *	%	115.40	114.51	112.19	-2.32	-3.21

Mobile Subscription

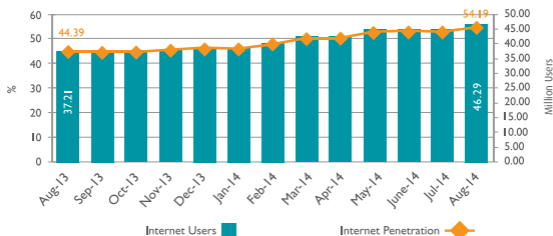


Source: Ministry of Communications and Information Technology
National Telecom Regulatory Authority

Internet

Indicator	Unit	August 2013	July 2014	August 2014	Monthly Growth Rate (%)	Annual Growth Rate (%)
Internet Users	Million User	37.21	44.52	46.29	3.98	24.40
Internet Penetration *	%	44.39	52.20	54.19	1.99	9.81
International Internet Bandwidth	Gbps	242.57	406.50	406.50 **	..	67.58
Proportion of Households Using Internet from Home **	%	47.33	54.94	55.63	0.69	8.3

Internet Users



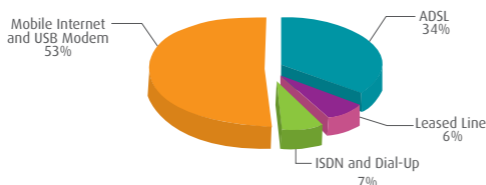
Source: Ministry of Communications and Information Technology
National Telecom Regulatory Authority - Telecom Egypt

* Growth rates are calculated as the difference between penetration rates or proportions in different time intervals.

** July 2013

Indicator	Unit	July 2013	June 2014	July 2014	Monthly Growth Rate (%)	Annual Growth Rate (%)
ADSL Subscription	Million Subscription	2.45	2.89	2.93	1.39	19.81
Mobile Internet Users	Million Users	14.23	18.91	20.28	7.23	42.50
Proportion of Mobile Internet Users of Total Mobile Subscription *	%	14.71	19.37	21.16	1.80	6.45
Proportion of Mobile Internet Users of Total Internet Users *	%	38.25	42.52	43.85	1.33	5.60
USB Modem Subscription	Million Subscription	3.62	3.84	4.02	4.76	10.93

Internet Users by Mode of Access

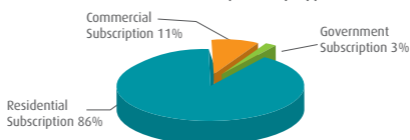


Source: Ministry of Communications and Information Technology, National Telecom Regulatory Authority - Telecom Egypt

Fixed Telephones

Indicator	Unit	July 2014	August 2014	July 2014	Monthly Growth Rate (%)	Annual Growth Rate (%)
Local Exchange Capacity	Million Line	14.79	15.31	15.42	0.74	4.25
Fixed Lines Subscription	Million Subscription	6.69	6.80	6.85	0.72	2.42
Fixed Lines Penetration *	%	8.11	8.11	8.15	0.49	0.49
Number of Local Exchanges	Exchange	1704	1704	1668	-2.11	-2.11
Number of Local Exchanges in Rural Areas	Exchange	1201	1200	1179	-1.75	-1.83

Fixed Lines Subscription by Type



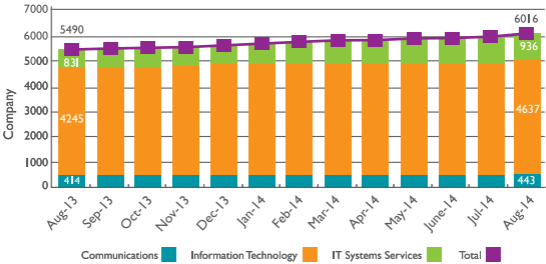
Source: Ministry of Communications and Information Technology Telecom Egypt

* Growth rates are calculated as the difference between penetration rates or proportions in different time intervals.

ICT Sector

Indicator	Unit	August 2013	July 2014	August 2014	Monthly Growth Rate (%)	Annual Growth Rate (%)
ICT Companies	Companies	5490	5965	6016	0.85	9.58
ICT Issued Capital	Billion EGP	46.68	46.90	46.93	0.05	0.53

Number of ICT Companies According to Activities

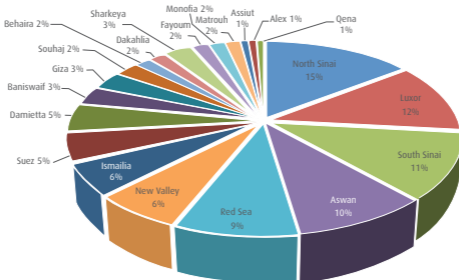


Source: Ministry of Investment
General Authority for Free Zones and Investment

Technology Homes

- MCIT has launched Technology Homes initiative in September 2011, as part of Technology corridor project which aims at offering integrated services including (training courses, e-government services, SME services). 9 Technology Homes were established in North Sinai governorate at the beginning of the project and now the number of Technology Homes reached 126 up to August 2014.

Geographic Distribution of Technology Homes



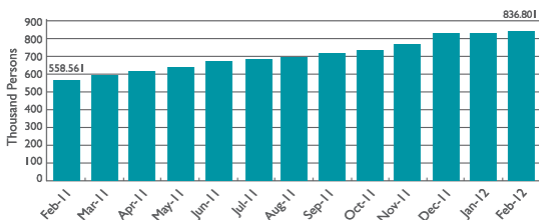
Source: Ministry of Communications and Information Technology
Training and Human Resources Department

* This figure includes employees of Egypt Post, Telecom Egypt, ICT sector companies and Maadi Contact Centers Park added starting from October 2010, but doesn't include indirect employees in ICT sector working in Technology Homes, internet cafes and private communication stores.

Capacity Building

- ICDL program has finished on 29/2/2012 with 836,801 certified candidates, now we are committed by a Limited Practice No (6) for the year 2012 to start a new ICDL program. Syllabus Version 5 (Windows7, Office 2010). There are 84.533 registered persons, while the number of graduates reached 22.172 persons in August 2014.

ICDL Graduates

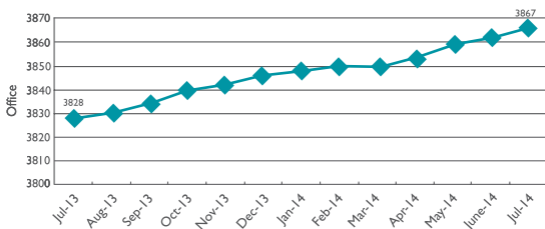


Source: Ministry of Communications and Information Technology
ICDL Program

Post Services

Indicator	Unit	June 2013	May 2013	June 2014	Monthly Growth Rate (%)	Annual Growth Rate (%)
Number of Post Offices	Office	3826	3860	3865	0.13	1.02
Average Number of People Served by Post Offices	Thousand Inhabitants	21.842	22.026	22.032	0.026	0.870
Number of Pensions Distributed Through Post Offices	Million	4.73	4.91	4.91	0	3.81
Number of Instant Postal Financial Transfers	Thousand Transfer	971	940	1030	9.57	18.25

Number of Post Offices



Source: Ministry of Communications and Information Technology
Egypt Post