



Arab Republic of Egypt
Ministry of Communications
and Information Technology

ICT Indicators in Brief

December 2015 | Monthly Issue





Mobile Telephones



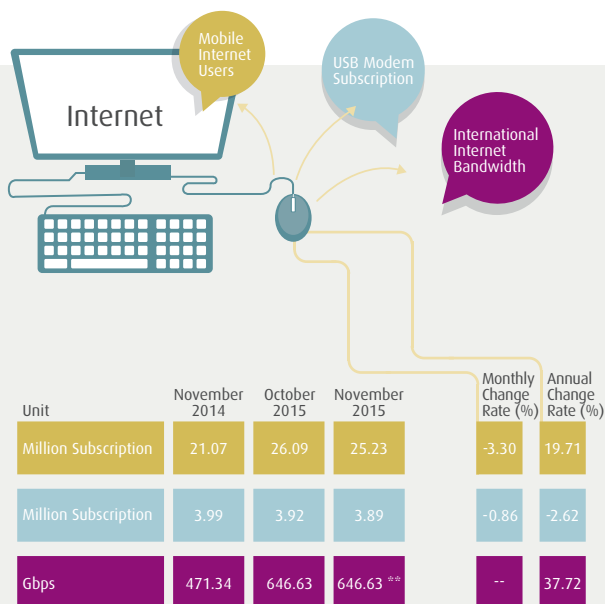
Mobile Subscription



Mobile Penetration *

Million Subscription		%	
95.21	November 2014	110.95	
93.13	October 2015	106.72	
93.67	November 2015	107.17	
0.58	Monthly Change Rate (%)	0.45	
-1.62	Annual Change Rate (%)	-3.77	

Source: Ministry of Communications and Information Technology
National Telecom Regulatory Authority



Source: Ministry of Communications and Information Technology
National Telecom Regulatory Authority
Telecom Egypt

* Growth rates are calculated as the difference between penetration rates or proportions in different time intervals.

** October 2015

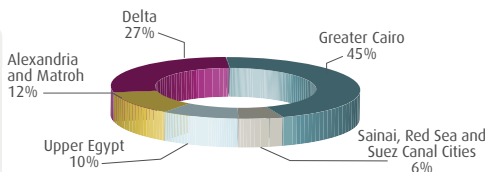
According to results of "ICT Access and usage by households and individuals survey for 2014", the internet users reached 27.25 million users with 31.7% penetration.



November 2014
October 2015
November 2015

	November 2014	October 2015	November 2015	Unit	Monthly Change Rate (%)	Annual Change Rate (%)
ADSL Subscription	3.02	3.70	3.73	Million Subscription	1.00	23.69
Proportion of Mobile Internet Users of Total Mobile Subscription *	22.13	28.01	26.93	%	-1.08	4.80

ADSL Subscriptions Regional Distribution

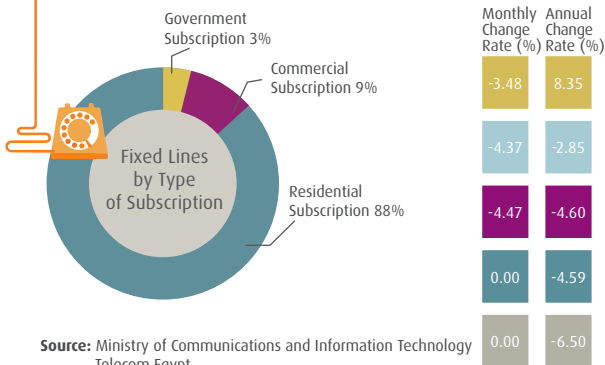


Source: Ministry of Communications and Information Technology
National Telecom Regulatory Authority
Telecom Egypt



Fixed Telephones

	Unit	November 2014	October 2015	November 2015
Local Exchange Capacity	Million Lines	15.88	17.82	17.20
Fixed Lines Subscription	Million Subscription	6.24	6.34	6.06
Fixed Lines Penetration *	%	7.39	7.38	7.05
Number of Local Exchanges	Exchange	1656	1580	1580
Number of Local Exchanges in Rural Areas	Exchange	1169	1093	1093



Source: Ministry of Communications and Information Technology
Telecom Egypt

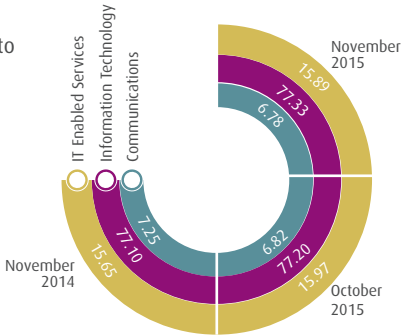
* Growth rates are calculated as the difference between penetration rates or proportions in different time intervals.

ICT Sector

Unit		November 2014	Oct. 2015	November 2015	Monthly Change Rate (%)	Annual Change Rate (%)
ICT Companies	Information Technology	77.10	77.20	77.33	0.13	0.23
	Communications	7.25	6.82	6.78	-0.05	-0.47
	IT Enabled Services	15.65	15.97	15.89	-0.08	0.24
ICT Issued Capital	Information Technology	18.23	17.48	17.53	0.05	-0.70
	Communications	78.07	72.98	72.87	-0.11	-5.20
	IT Enabled Services	3.70	9.53	9.60	0.07	5.89

Distribution of ICT Companies According to Activities

- Communications
- Information Technology
- IT Enabled Services



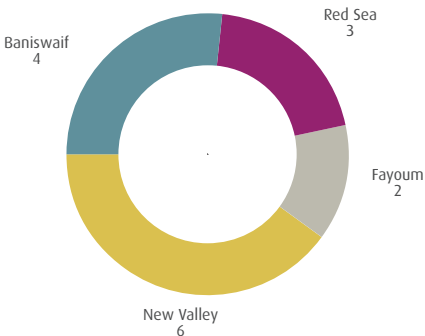
Source: Ministry of Investment
General Authority for Free Zones and Investment



Telecenters

In line with the Ministry of Communications and Information Technology (MCIT) strategy in promoting the role of IT in an effective and sustainable manner for community development, MCIT has activated the Telecenters in Community Development.

Regional Distribution of Telecenters



Source: Egypt ICT Trust Fund
Ministry of Communications and Information Technology
Telecenters Department



Capacity Building

ICDL program has finished on 29/2/2012 with (836,801) certified candidates. Now, we are committed by a Limited Practice No (6) for the year 2012 to start a new ICDL program. Syllabus Version 5 (Windows7, Office 2010). The number of graduates reached (24.836) persons in November 2015.

ICDL Graduates

Feb. 2011	558.561
Feb. 2012	836.801
Unit	Thousand Persons

Source: Ministry of Communications and Information Technology
ICDL Program



Post Services

	Unit	Oct. 2014	Sep. 2015	Oct. 2015
Average Number of People Served by Post Offices	Thousand Inhabitants	22.05	22.27	22.29
Number of Pensions Distributed through Post Offices	Million	5.03	5.38	5.42
Number of Instant Postal Financial Transfers	Thousand Transfers	768	993	987

Number of Post Offices		Monthly Change Rate (%)	Annual Change Rate (%)
October 2014	3886	0.05	0.75
September 2015	3913	0.101	1.097
October 2015	3915	0.74	7.75
Unit	Office	-0.60	1.02

Source: Ministry of Communications and Information Technology
Egypt Post



Scan Me