



Arab Republic of Egypt
Ministry of Communications
and Information Technology

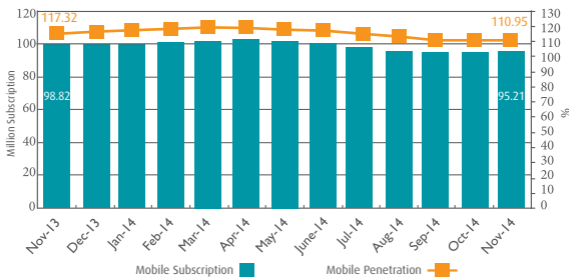
ICT Indicators in Brief

December 2014 | Monthly Issue

Mobile Telephones

| Indicator | Unit | November 2013 | October 2014 | November 2014 | Monthly Growth Rate (%) | Annual Growth Rate (%) |
|----------------------|----------------------|---------------|--------------|---------------|-------------------------|------------------------|
| Mobile Subscription | Million Subscription | 98.82 | 94.59 | 95.21 | 0.65 | -3.65 |
| Mobile Penetration * | % | 117.32 | 110.40 | 110.95 | 0.55 | -6.37 |

Mobile Subscription

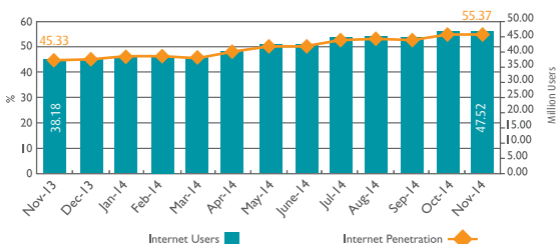


Source: Ministry of Communications and Information Technology
National Telecom Regulatory Authority

Internet

| Indicator | Unit | November 2013 | October 2014 | November 2014 | Monthly Growth Rate (%) | Annual Growth Rate (%) |
|---|--------------|---------------|--------------|---------------|-------------------------|------------------------|
| Internet Users | Million User | 38.18 | 46.96 | 47.52 | 1.19 | 24.46 |
| Internet Penetration * | % | 45.33 | 54.81 | 55.37 | 0.57 | 10.05 |
| International Internet Bandwidth | Gbps | 250.98 | 471.34 | 471.34 ** | .. | 87.80 |
| Proportion of Households Using Internet from Home * | % | 49.22 | 57.13 | 57.14 | 0.01 | 7.92 |

Internet Users



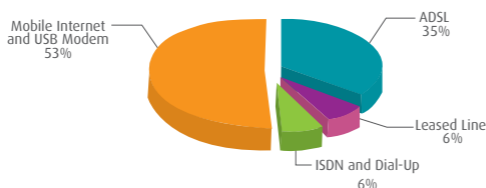
Source: Ministry of Communications and Information Technology
National Telecom Regulatory Authority - Telecom Egypt

* Growth rates are calculated as the difference between penetration rates or proportions in different time intervals.

** October 2014

| Indicator | Unit | November 2013 | October 2014 | November 2014 | Monthly Growth Rate (%) | Annual Growth Rate (%) |
|--|----------------------|---------------|--------------|---------------|-------------------------|------------------------|
| ADSL Subscription | Million Subscription | 2.56 | 3.02 | 3.02 | 0.09 | 17.83 |
| Mobile Internet Users | Million Users | 14.38 | 20.55 | 21.07 | 2.53 | 46.59 |
| Proportion of Mobile Internet Users of Total Mobile Subscription * | % | 14.55 | 21.73 | 22.13 | 0.41 | 7.59 |
| Proportion of Mobile Internet Users of Total Internet Users * | % | 37.65 | 43.81 | 44.38 | 0.57 | 6.73 |
| USB Modem Subscription | Million Subscription | 3.83 | 3.96 | 3.99 | 0.81 | 4.12 |

Internet Users by Mode of Access

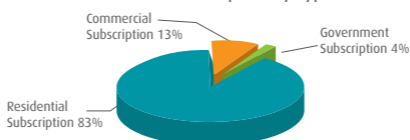


Source: Ministry of Communications and Information Technology
National Telecom Regulatory Authority - Telecom Egypt

Fixed Telephones

| Indicator | Unit | November 2013 | October 2014 | November 2014 | Monthly Growth Rate (%) | Annual Growth Rate (%) |
|--|----------------------|---------------|--------------|---------------|-------------------------|------------------------|
| Local Exchange Capacity | Million Line | 14.79 | 15.70 | 15.88 | 1.15 | 7.32 |
| Fixed Lines Subscription | Million Subscription | 6.70 | 6.13 | 6.24 | 1.84 | -6.86 |
| Fixed Lines Penetration * | % | 8.09 | 7.27 | 7.39 | 1.65 | -8.65 |
| Number of Local Exchanges | Exchange | 1704 | 1659 | 1656 | -0.18 | -2.82 |
| Number of Local Exchanges in Rural Areas | Exchange | 1201 | 1172 | 1169 | -0.26 | -2.66 |

Fixed Lines Subscription by Type



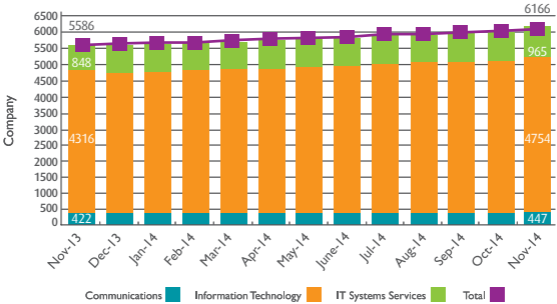
Source: Ministry of Communications and Information Technology
Telecom Egypt

* Growth rates are calculated as the difference between penetration rates or proportions in different time intervals.

ICT Sector

| Indicator | Unit | November 2013 | October 2014 | November 2014 | Monthly Growth Rate (%) | Annual Growth Rate (%) |
|--------------------|-------------|---------------|--------------|---------------|-------------------------|------------------------|
| ICT Companies | Company | 5586 | 6117 | 6166 | 0.80 | 10.38 |
| ICT Issued Capital | Billion EGP | 46.43 | 46.95 | 46.94 | -0.028 | 1.10 |

Number of ICT Companies According to Activities

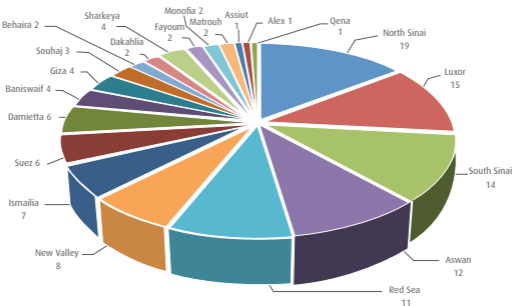


Source: Ministry of Investment
General Authority for Free Zones and Investment

Telecenters- Egypt

- MCIT has launched the Telecenters- previously known as IT Clubs- in September 2011, as part of Technology corridor project which aims at offering integrated services including (training courses, e-government services, SME services). 9 telecenters were established in North Sinai governorate at the beginning of the project and now the number of telecenters reached (126) up to November 2014.

Geographic Distribution of Telecenters- Egypt

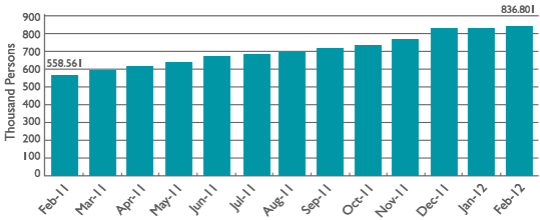


Source: Ministry of Communications and Information Technology
Training and Human Resources Department

Capacity Building

- ICDL program has finished on 29/2/2012 with (836,801) certified candidates, now we are committed by a Limited Practice No (6) for the year 2012 to start a new ICDL program. Syllabus Version 5 (Windows7, Office 2010). It's worth mentioning that there are (84.533) registered persons, while the number of graduates (22.178) persons in October 2014.

ICDL Graduates

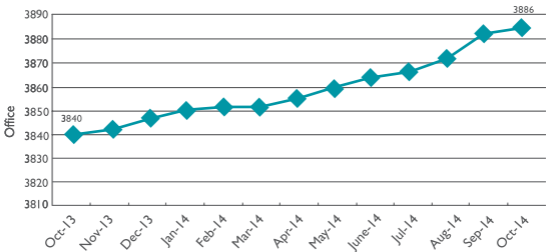


Source: Ministry of Communications and Information Technology
ICDL Program

Post Services

| Indicator | Unit | October 2013 | September 2013 | October 2014 | Monthly Growth Rate (%) | Annual Growth Rate (%) |
|---|----------------------|--------------|----------------|--------------|-------------------------|------------------------|
| Number of Post Offices | Office | 3840 | 3883 | 3886 | 0.08 | 1.20 |
| Average Number of People Served by Post Offices | Thousand Inhabitants | 21.90 | 22.03 | 22.05 | 0.077 | 0.680 |
| Number of Pensions Distributed through Post Offices | Million | 4.8 | 4.97 | 5.03 | 1.21 | 4.79 |
| Number of Instant Postal Financial Transfers | Thousand Transfer | 826 | 960 | 768 | -20.00 | -17.71 |

Number of Post Offices



Source: Ministry of Communications and Information Technology
Egypt Post