



Arab Republic of Egypt
Ministry of Communications
and Information Technology
www.mcit.gov.eg

ICT Indicators in Brief

August 2013 | Monthly Issue

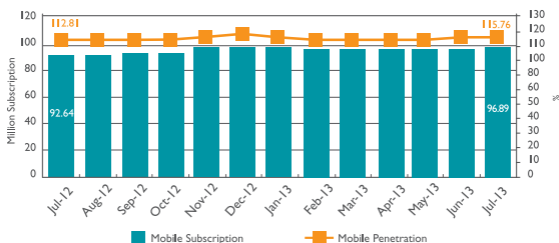


Scan Me

Mobile Telephones

Indicator	Unit	July 2012	June 2013	July 2013	Monthly Growth Rate (%)	Annual Growth Rate (%)
Mobile Subscription	Million Subscription	92.64	96.77	96.89	0.12	4.59
Mobile Penetration *	%	112.81	115.80	115.76	-0.04	2.95

Mobile Subscription

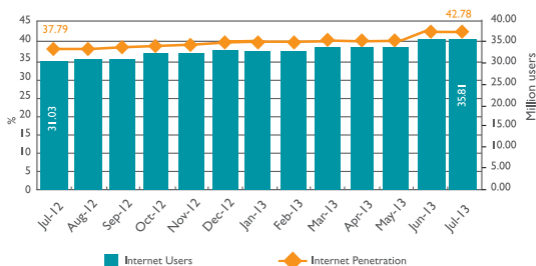


Source: Ministry of Communications and Information Technology
National Telecom Regulatory Authority

Internet

Indicator	Unit	July 2012	June 2013	July 2013	Monthly Growth Rate (%)	Annual Growth Rate (%)
Internet Users	Million User	31.03	35.95	35.81	-0.39	15.40
Internet Penetration *	%	37.79	43.02	42.78	-0.24	4.99
International Internet Bandwidth	Gbps	206.51	242.58	242.58	..	17.47
Proportion of Households Using Internet from Home **	%	41.30	46.28	46.98	0.7	5.68

Internet Users

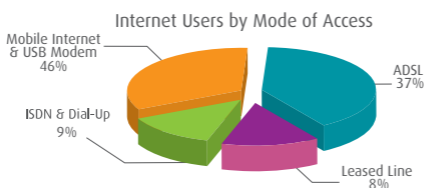


Source: Ministry of Communications and Information Technology
National Telecom Regulatory Authority - Telecom Egypt

* Growth rates are calculated as the difference between penetration rates or proportions in different time intervals

** June 2013

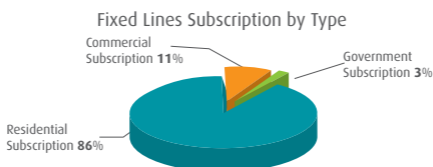
Indicator	Unit	July 2012	June 2013	July 2013	Monthly Growth Rate (%)	Annual Growth Rate (%)
ADSL Subscription	Million Subscription	2.03	2.39	2.43	1.65	19.68
Mobile Internet Users	Million Users	10.87	13.55	13.20	-2.56	21.50
Proportion of Mobile Internet Users of Total Mobile Subscription *	%	11.73	14.00	13.63	-0.38	1.90
Proportion of Mobile Internet Users of Total Internet Users *	%	35.02	37.69	36.88	-0.82	1.86
USB Modem Subscription	Million Subscription	3.07	3.35	3.34	-0.37	8.81
Proportion of Broadband Internet Users of Total Internet Users *	%	90.07	91.45	91.42	-0.03	1.35



Source: Ministry of Communications and Information Technology, National Telecom Regulatory Authority - Telecom Egypt

Fixed Telephones

Indicator	Unit	July 2012	June 2013	July 2013	Monthly Growth Rate (%)	Annual Growth Rate (%)
Local Exchange Capacity	Million Line	14.67	14.79	14.80	0.01	0.83
Fixed Lines Subscription	Million Subscription	8.41	6.98	7.08	1.53	-15.73
Fixed Lines Penetration *	%	10.41	8.49	8.61	1.41	-17.29
Number of Local Exchanges	Exchange	1698	1704	1704	0.00	0.35
Number of Local Exchanges in Rural Areas	Exchange	1198	1201	1201	0.00	0.25



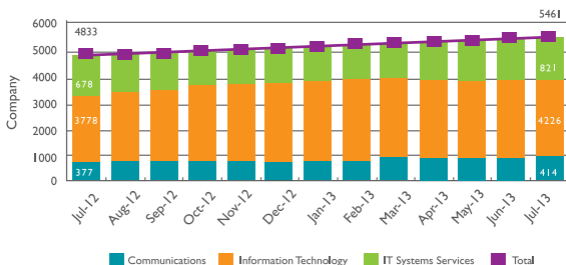
Source: Ministry of Communications and Information Technology, Telecom Egypt

*Growth rates are calculated as the difference between penetration rates or proportions in different time intervals

ICT Sector

Indicator	Unit	July 2012	June 2013	July 2013	Monthly Growth Rate (%)	Annual Growth Rate (%)
ICT Companies	Companies	4833	5428	5461	0.61	12.99
ICT Issued Capital	Billion EGP	46.16	46.64	46.66	0.04	1.08

Number of ICT Companies According to Activities

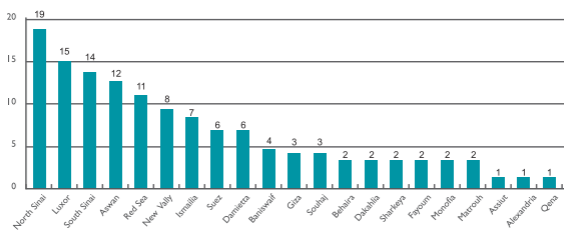


Source: Ministry of Investment
General Authority for Free Zones and Investment

IT Clubs

■ MCIT has launched Technology House initiative in September 2011, as part of Technology corridor project which aims at offering integrated services including (training courses, e-government services, SME services. 9 Technology Houses were established in North Sinai governorate at the beginning of the project and now the number of Technology Houses reached (123) Technology House up to July 2013.

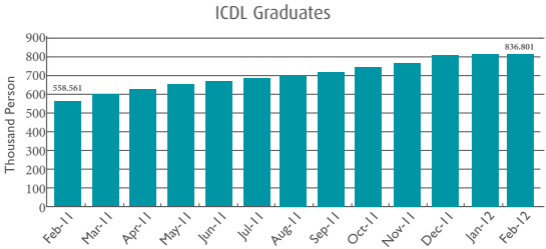
Geographic Distribution of IT Houses



Source: Ministry of Communications and Information Technology
Training and Human Resources Department

Capacity Building

- ICDL program has finished on 29/ 2 /2012 with (836,801) certified candidates, now we are committed by a limited practice No (6) for the year 2012 to start a new ICDL program. syllabus version 5 (windows7, office 2010). It's worth mentioning that there are (38977) registered persons, while the number of graduates reached (2890) so far.



Source: Ministry of Communications and Information Technology
ICDL Program

Post Services

Indicator	Unit	June 2012	May 2013	June 2013	Monthly Growth Rate (%)	Annual Growth Rate (%)
Number of Post Offices	Office	3794	3824	3826	0.05	0.84
Average Number of People Served by Post Offices	Thousand Inhabitants	21.61	21.82	21.84	0.11	1.08
Number of Pensions Distributed Through Post Offices	Million	4.75	4.7	4.73	0.64	-0.42
Number of Instant Postal Financial Transfers	Thousand Transfer	767	925	971	4.97	14.78

Number of Post Offices



Source: Ministry of Communications and Information Technology
Egypt Post