



Arab Republic of Egypt
Ministry of Communications
and Information Technology

ICT Indicators in Brief

May 2015 | Monthly Issue





Scan Me



Mobile Telephones



Mobile Subscription



Mobile Penetration *

Million Subscription

%

101.93

April 2014

120.08

95.99

March 2015

111.35

95.75

April 2015

110.72

-0.03

Monthly Change Rate (%)

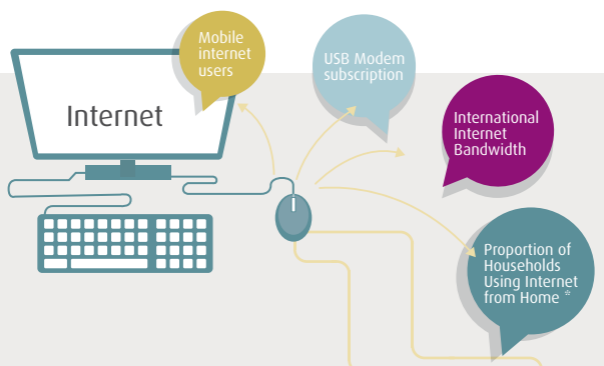
-0.06

-6.06

Annual Change Rate (%)

-9.04

Source: Ministry of Communications and Information Technology
National Telecom Regulatory Authority



Unit	April 2014	March 2015	April 2015	Monthly Change Rate (%)	Annual Change Rate (%)
Million users	17.72	23.31	24.23	3.96	36.75
Million users	3.54	4.22	4.13	-2.07	16.79
Gbps	287.02	493.63	493.63 **	--	71.99
%	53.39	59.74	59.75	0.01	6.36

Source: Ministry of Communications and Information Technology
National Telecom Regulatory Authority

* Growth rates are calculated as the difference between penetration rates or proportions in different time intervals.

** March 2015

According to results of "ICT Access and usage by households and individuals survey for 2014" the internet users reached 27.25 million users with 31.07% penetration.



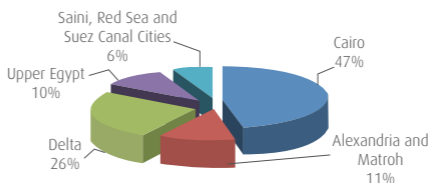
April 2014
March 2015
April 2015

Unit
Monthly Change Rate (%)
Annual Change Rate (%)

ADSL Subscription	2.80 3.27 3.32	Million Subscription	1.78	18.83
-------------------	----------------------	----------------------	------	-------

Proportion of mobile internet users of total mobile subscription *	17.39 24.28 25.24	%	0.95	7.85
--	-------------------------	---	------	------

ADSL Subscriptions Regional Distribution

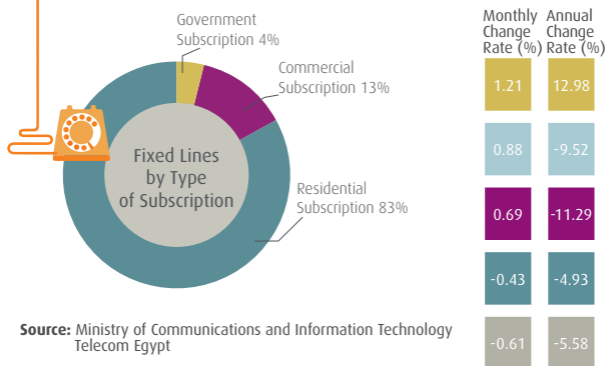


Source: Ministry of Communications and Information Technology
Telecom Egypt



Fixed Telephones

	Unit	April 2014	March 2015	April 2015
Local exchange capacity	Million Lines	14.93	16.66	16.86
Fixed lines subscription	Million Subscriptions	6.88	6.17	6.22
Fixed lines penetration *	%	8.24	7.26	7.31
Number of Local Exchanges *	Exchange	1705	1628	1621
Number of Local Exchanges in Rural Areas	Exchange	1201	1141	1134



Source: Ministry of Communications and Information Technology
Telecom Egypt

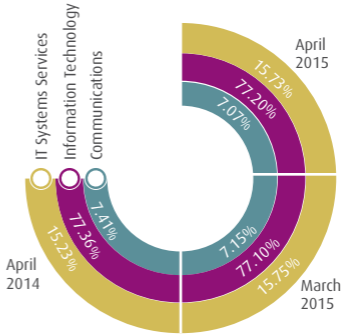
* Growth rates are calculated as the difference between penetration rates or proportions in different time intervals.

ICT Sector

Unit		April 2014	March 2015	April 2015	Monthly Change Rate (%)	Annual Change Rate (%)
ICT companies %	Information Technology	77.36	77.10	77.20	0.10	-0.16
	Communications	7.41	7.15	7.07	-0.07	-0.34
	IT Systems Services	15.23	15.75	15.73	-0.03	0.50
ICT Issued capital %	Information Technology	18.17	18.51	17.41	-1.11	-0.76
	Communications	78.25	78.02	73.19	-4.84	-5.06
	IT Systems Services	3.58	3.46	9.41	5.94	5.82

Distribution of ICT Companies According to Activities

- Communications
- Information Technology
- IT Systems Services



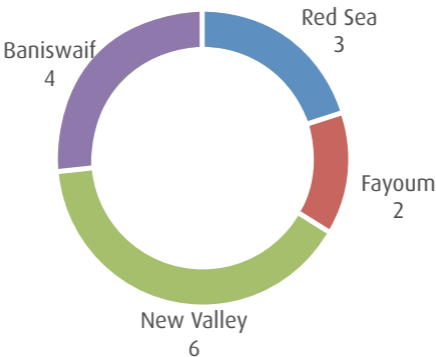
Source: Ministry of Investment
General Authority for Free Zones and Investment



Telecentre Egypt

In line with the Ministry of Communications and Information Technology (MCIT) strategy in promoting the role of IT in an effective and sustainable manner for community development, the "Activating the role of Telecenters in Community Development"

Regional Distribution of Telecenters



Source: Ministry of Communications and Information Technology
«Egypt ICT Trust Fund - Telecentres Department»



Capacity Building

ICDL program has finished on 29/2/2012 with (836,801) certified candidates, now we are committed by a Limited Practice No (6) for the year 2012 to start a new ICDL program. Syllabus Version 5 (Windows7 , Office 2010). It's worth mentioning that there are (84,533) registered persons, while the number of graduates (22,178) persons in April 2015.

ICDL Graduates

Feb. 2011	558.561
Feb. 2012	836.801
Unit	Thousand Persons

Source: Ministry of Communications and Information Technology
ICDL Program



البريد المصري
EGYPT POST

Post Services

	Unit	March 2014	Feb. 2015	March 2015
Average Number of People Served by Post Offices	Thousand Inhabitants	22.00	22.08	22.12
Number of Pensions Distributed through Post Offices	Million	4.85	5.06	5.58
Number of Instant Postal Financial Transfers	Thousand Transfers	971	1118	1188

Number of Post Offices

		Monthly Change Rate (%)	Annual Change Rate (%)
March 2014	3852	0.00	1.35
Feb. 2015	3904	0.153	0.515
March 2015	3904	10.28	15.05
Unit	Office	6.26	23.88

Source: Ministry of Communications and Information Technology
Egypt Post