



Arab Republic of Egypt
Ministry of Communications
and Information Technology

ICT Indicators in Brief

February 2020 | Monthly Issue



www.mcit.gov.eg
www.egyptictindicators.gov.eg



Mobile Phones



Mobile Subscription



Mobile Penetration

Million Subscription

%

93.43

January 2019

95.09

95.34

December 2019

95.38

95.70

January 2020

95.59

0.38

Monthly Growth Rate %

0.21

2.43

Annual Growth Rate %

0.50

Source: Ministry of Communications and Information Technology – National Telecommunication Regulatory Authority



Internet

Unit

January 2019

December 2019

January 2020

Monthly Change Rate %

Annual Change Rate %

Mobile Internet Users

Million Subscription

34.13

39.00

42.30

8.45

23.93

USB Modem Subscription

Million Subscription

3.15

3.60

3.61

0.41

14.91

International Internet Bandwidth

Gbps

1889.82

2565.78

2565.78

0.00

35.77

Source: Ministry of Communications and Information Technology – National Telecommunication Regulatory Authority – Telecom Egypt

Unit

2018/2019

Internet Users*

Million Users

40.9

Internet Penetration*

%

48

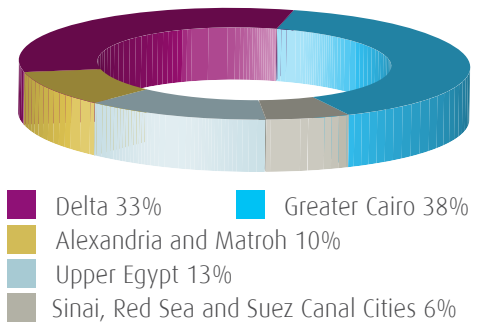
*According the results of "ICT Access and Use by Households and Individuals Survey for 2018/2019"



ADSL and Mobile Internet Users

	ADSL Subscription	Proportion of Mobile Internet Users of Total Mobile Subscription
Unit	Million Subscription	%
January 2019	6.62	36.53
December 2019	7.30	40.91
January 2020	7.24	44.20
Monthly Change Rate %	-0.82	3.29
Annual Change Rate %	9.37	7.67

ADSL Subscriptions Regional Distribution



Source: Ministry of Communications and Information Technology – National Telecommunication Regulatory Authority– Telecom Egypt




Fixed Telephone

	Unit	January 2019	December 2019	January 2020	Monthly Change Rate %	Annual Change Rate %
Local Exchange Capacity	Million Lines	21.14	25.22	24.89	-1.33	17.70
Fixed Lines Subscription	Million Subscription	8.15	8.76	9.10	3.90	11.66
Fixed Lines Penetration	%	7.59	7.7	7.72	0.26	0.13
Number of Local Exchanges	Exchange	1510	1511	1511	0.00	0.07
Number of Local Exchanges in Rural Areas	Exchange	1051	1052	1052	0.00	0.10

Fixed Lines by Type of Subscription

- Government Subscription 3%
- Commercial Subscription 11%
- Residential Subscription 86%



Source: Ministry of Communications and Information Technology – Telecom Egypt

Number of Newly Established ICT Companies and Issued Capital *

	Unit	Activity	January 2019	December 2019	January 2020
Issued Capital of Newly Established ICT Companies during each Month	Million EGP	Communications	0.61	0.40	0.12
		Information Technology	128.06	177.71	20.55
		IT Enabled Services	6.21	32.77	4.68
		Other ICT Companies	7.39	1.12	2.18
Total			142.27	212.00	27.53
Number of Newly Established ICT Companies during each Month	Companies	Communications	3	2	3
		Information Technology	102	85	82
		IT Enabled Services	20	65	37
		Other ICT Companies	15	5	7
Total			140	157	129

* Most of the newly established ICT Companies are small and micro enterprises

Source: Ministry of Investment – General Authority for Free Zones and Investment

Egypt's Stock Exchange Telecommunications Index ❄

Unit	Point
January 2019	505
December 2019	751
January 2020	833
Monthly Change Rate %	81
Annual Change Rate %	328

This index includes three companies operating in the ICT sector and listed in Egypt's Stock Exchange. These companies are: Telecom Egypt, Global Telecom Holding and Orascom Investment Holding

* It is worth mentioning that there are differences between the above shown values and the previously published values because the Egypt's Stock Exchange started to publish the monthly value of the index based on the value on the last trading day of the month, while the monthly values published previously were calculated by the Ministry of Communications and Information Technology (MCIT) according to the average daily index values during the month.

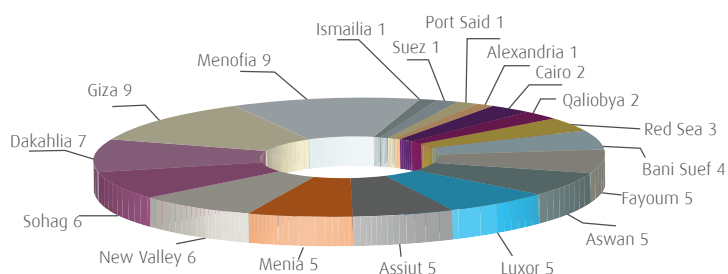


IT Clubs

In line with the strategy of the Ministry of Communications and Information Technology (MCIT) to promote effectively and sustainably the IT role in the community development, MCIT launched the "IT Clubs" project. The total number of IT Clubs in Egypt reached 77.

Source: Ministry of Communications and Information Technology
Egypt ICT Trust Fund
IT Clubs Department

Regional Distribution of Telecenters



Postal Services



Unit	Office
January 2019	3973
December 2019	3982
January 2020	3982
Monthly Change Rate %	0.00
Annual Change Rate %	0.23

Unit	Average Number of People Served by each Post Office	Number of Pensions Distributed through Post Offices	Number of Instant Postal Financial Transfers
	Thousand Inhabitants	Million	Thousand Transfers
January 2019	23.23	5.73	2166
December 2019	25.06	5.52	1928
January 2020	25.10	5.67	1759
Monthly Change Rate %	0.16	2.72	-8.77
Annual Change Rate %	8.06	-1.05	-18.79

Source: Ministry of Communications and Information Technology – Egypt Post