



Arab Republic of Egypt
Ministry of Communications
and Information Technology

ICT Indicators in Brief

July 2018 | Monthly Issue





Mobile Phones



Mobile Subscription



Mobile Penetration

Million Subscription

%

100.31

June 2017

111.56

96.50

May 2018

105.61

95.73

June 2018

104.63

-0.79

Monthly Growth Rate (%)

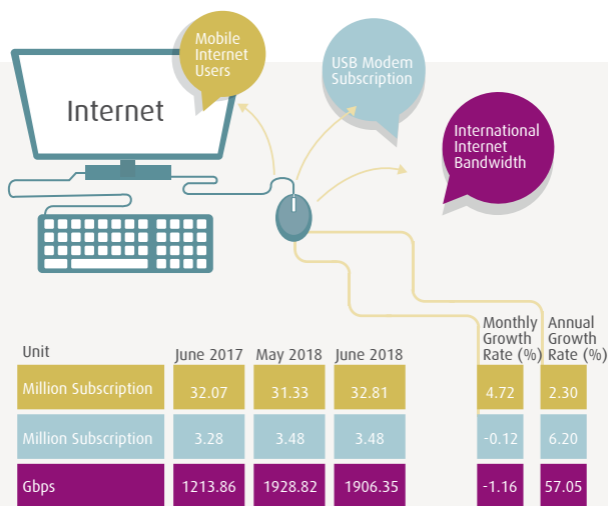
-0.99

-4.56

Annual Growth Rate (%)

-6.93

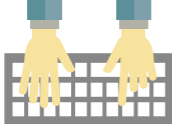
Source: Ministry of Communications and Information Technology
National Telecom Regulatory Authority



Source: Ministry of Communications and Information Technology
National Telecom Regulatory Authority

	Unit	2017/2018
Internet Users *	Million Users	37.9
Internet Penetration *	%	44.3

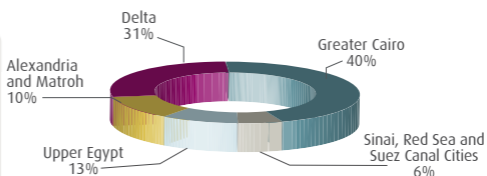
*According to results of "ICT Access and Use by Households and Individuals Survey for 2017/2018"



ADSL and Mobile Internet Users

	June 2017	May 2018	June 2018	Unit	Monthly Growth Rate (%)	Annual Growth Rate (%)
ADSL Subscription	4.77	5.73	5.82	Million Subscription	1.94	22.09
Proportion of Mobile Internet Users of Total Mobile Subscription	31.97	32.46	34.27	%	1.80	2.30

ADSL Subscriptions Regional Distribution




Source: Ministry of Communications and Information Technology
National Telecom Regulatory Authority
Telecom Egypt



Fixed Telephones

	Unit	June 2017	May 2018	June 2018
Local Exchange Capacity	Million Lines	19.30	19.86	19.35
Fixed Lines Subscription	Million Subscription	6.29	7.72	7.40
Fixed Lines Penetration	%	6.82	7.64	7.62
Number of Local Exchanges	Exchange	1550	1517	1517
Number of Local Exchanges in Rural Areas	Exchange	1081	1051	1051



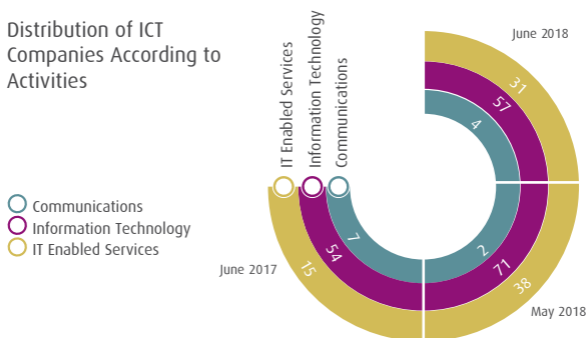
	Monthly Growth Rate (%)	Annual Growth Rate (%)
Local Exchange Capacity	-2.55	0.25
Fixed Lines Subscription	-4.13	17.65
Fixed Lines Penetration	-0.26	0.80
Number of Local Exchanges	0.00	-2.13
Number of Local Exchanges in Rural Areas	0.00	-2.78

Source: Ministry of Communications and Information Technology
Telecom Egypt

Number of Newly Established ICT Companies and Issued Capital**

Unit		June 2017	May 2018	June 2018
Issued Capital of Newly Established ICT Companies	Million EGP			
	Communications	0.36	0.20	1.11
	Information Technology	15.12	156.92	66.94
	IT Enabled Services	7.35	30.26	14.64
Total		22.82	187.38	82.69
Number of Newly Established ICT Companies	Companies			
	Communications	7	2	4
	Information Technology	54	71	57
	IT Enabled Services	15	38	31
Total		76	111	92

Distribution of ICT Companies According to Activities



* Most of newly established ICT Companies were small and micro enterprises.

Source: Ministry of Investment
General Authority for Free Zones and Investment

Egypt's Stock Exchange Telecommunications Index

June 2017	634
May 2018	551
June 2018	528
Unit	Point
Monthly Growth (%)	-23
Annual Growth (%)	-106

This index includes three companies operating in the ICT Sector and listed in Egypt Stock Exchange. These companies are: Telecom Egypt, Global Telecom Holding, Orascom Telecom Media And Technology Holding

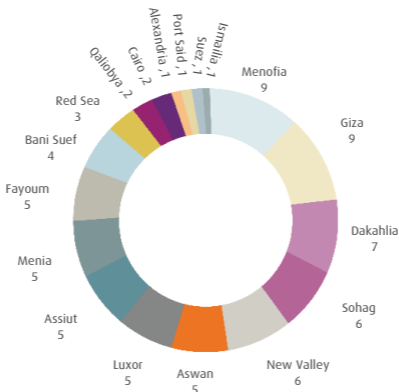
There are a number of differences between the values shown above and the values previously published, as the Egyptian Exchange (EGX), started to publish the monthly value of the index based on the value on the last trading day of the month, while the monthly values published previously were calculated by the Ministry of Communications and Information Technology (MCIT), according to the average of the daily index values during the month.



Telecenters

In line with the Ministry of Communications and Information Technology (MCIT) strategy to promote effectively and sustainably the role of IT in the community development, MCIT has launched the “Telecenters” project. The total number of telecenters in Egypt reached 77.

Regional Distribution of Telecenters



Source: Ministry of Communications and Information Technology
Egypt ICT Trust Fund
Telecenters Department



Post Services

	Unit	May 2017	April 2018	May 2018
Average Number of People Served by each Post Office	Thousand People	22.78	23.06	23.09
Number of Pensions Distributed through Post Offices	Million	5.42	6.26	6.16
Number of Instant Postal Financial Transfers	Thousand Transfers	1512	1581	1698

Number of Post Offices

	Number of Post Offices	Monthly Change Rate (%)	Annual Change Rate (%)
May 2017	3941	0.03	0.41
April 2018	3956	0.12	1.36
May 2018	3957	-1.60	13.6
Unit	Office	7.40	12.30

Source: Ministry of Communications and Information Technology
Egypt Post

