



Arab Republic of Egypt
Ministry of Communications
and Information Technology

ICT Indicators in Brief

April 2015 | Monthly Issue





Scan Me



Mobile Telephones



Mobile Subscription



Mobile Penetration *

Million Subscription

%

101.24

March 2014

119.45

95.66

February 2015

110.96

95.99

March 2015

111.18

0.35

Monthly Change Rate (%)

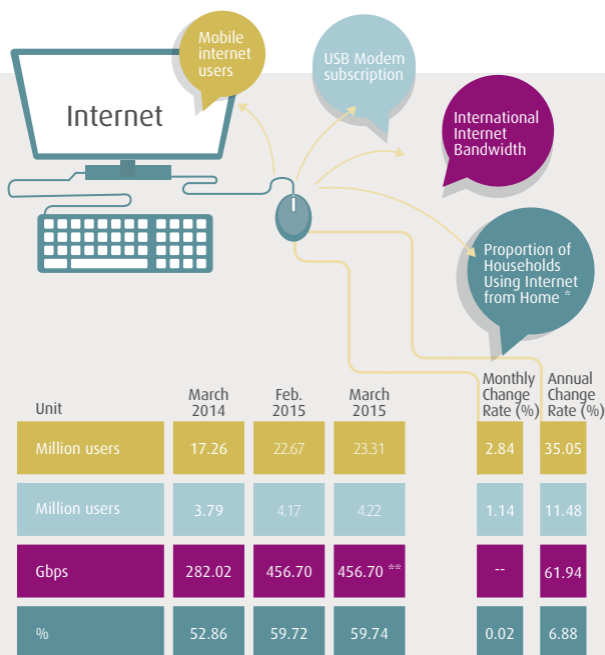
0.22

-5.18

Annual Change Rate (%)

-8.27

Source: Ministry of Communications and Information Technology
National Telecom Regulatory Authority



Source: Ministry of Communications and Information Technology
National Telecom Regulatory Authority

* Growth rates are calculated as the difference between penetration rates or proportions in different time intervals.

** February 2015

According to results of "ICT Access and usage by households and individuals survey for 2014" the internet users reached 27.25 million users with 31.07 % penetration.



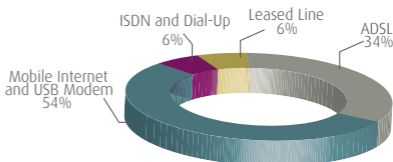
March 2014
Feb. 2015
March 2015

Unit
Monthly Change Rate (%)
Annual Change Rate (%)

ADSL Subscription	2.77 3.17 3.77	Million Subscription	3.03	17.84
-------------------	----------------------	----------------------	------	-------

Proportion of mobile internet users of total mobile subscription *	17.05 23.70 24.28	%	0.59	7.23
--	-------------------------	---	------	------

Internet Users by Mode of Access

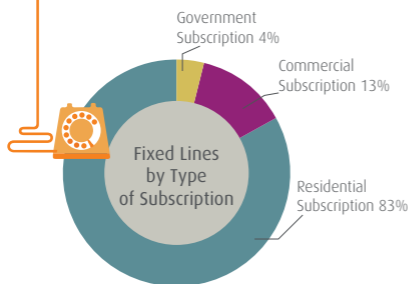


Source: Ministry of Communications and Information Technology
National Telecom Regulatory Authority
Telecom Egypt



Fixed Telephones

	Unit	March 2014	Feb. 2015	March 2015
Local exchange capacity	Million Lines	14.94	16.34	16.66
Fixed lines subscription	Million Subscriptions	6.79	6.05	6.17
Fixed lines penetration *	%	8.14	7.13	7.26
Number of Local Exchanges *	Exchange	1705	1634	1628
Number of Local Exchanges in Rural Areas	Exchange	1201	1147	1141



Monthly Change Rate (%)
Annual Change Rate (%)

1.99	11.55
2.00	-9.14
1.82	-10.81
-0.37	-4.52
-0.52	-5.00

Source: Ministry of Communications and Information Technology
Telecom Egypt

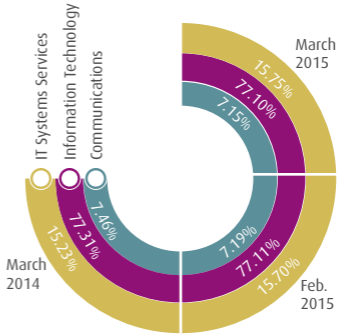
* Growth rates are calculated as the difference between penetration rates or proportions in different time intervals.

ICT Sector

Unit		March 2014	Feb. 2015	March 2015	Monthly Change Rate (%)	Annual Change Rate (%)
ICT companies %	Information Technology	77.31	77.11	77.10	-0.01	-0.21
	Communications	7.46	7.19	7.15	-0.05	-0.31
	IT Systems Services	15.23	15.70	15.75	0.06	0.53
ICT Issued capital %	Information Technology	18.08	18.39	18.51	0.12	0.43
	Communications	78.35	77.81	78.02	0.21	-0.33
	IT Systems Services	3.56	3.80	3.46	-0.33	-0.10

Distribution of ICT Companies According to Activities

- Communications
- Information Technology
- IT Systems Services



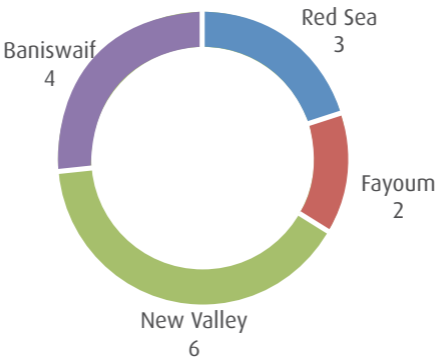
Source: Ministry of Investment
General Authority for Free Zones and Investment



Telecentre Egypt

In line with the Ministry of Communications and Information Technology (MCIT) strategy in promoting the role of IT in an effective and sustainable manner for community development, the MCIT activated the Telecentres in Community Development.

Regional Distribution of Telecenters



Source: Ministry of Communications and Information Technology
«Egypt ICT Trust Fund - Telecentres Department»



Capacity Building

ICDL program has finished on 29/2/2012 with (836,801) certified candidates, now we are committed by a Limited Practice No (6) for the year 2012 to start a new ICDL program. Syllabus Version 5 (Windows7 , Office 2010). It is worth mentioning that there are (84,533) registered persons, while the number of graduates (22.178) persons in March 2015.

ICDL Graduates

Feb. 2011	558.561
Feb. 2012	836.801
Unit	Thousand Persons

Source: Ministry of Communications and Information Technology
ICDL Program



Post Services

	Unit	Feb. 2014	Jan. 2015	Feb. 2015
Average Number of People Served by Post Offices	Thousand Inhabitants	21.97	22.08	22.08
Number of Pensions Distributed through Post Offices	Million	4.96	5.14	5.06
Number of Instant Postal Financial Transfers	Thousand Transfers	922	923	1118

Number of Post Offices

		Monthly Change Rate (%)	Annual Change Rate (%)
Feb. 2014	3852	0.15	1.35
Jan. 2015	3898	0.000	0.518
Feb. 2015	3904	-1.56	2.02
Unit	Office	21.13	15.14

Source: Ministry of Communications and Information Technology
Egypt Post