



Arab Republic of Egypt
Ministry of Communications
and Information Technology

ICT Indicators in Brief

September 2018 | Monthly Issue





Mobile Phones



Mobile Subscription



Mobile Penetration

Million Subscription

%

99.50

Aug 2017

110.34

96.36

Jul 2018

105.16

95.29

Aug 2018

103.84

-1.11

Monthly Growth Rate (%)

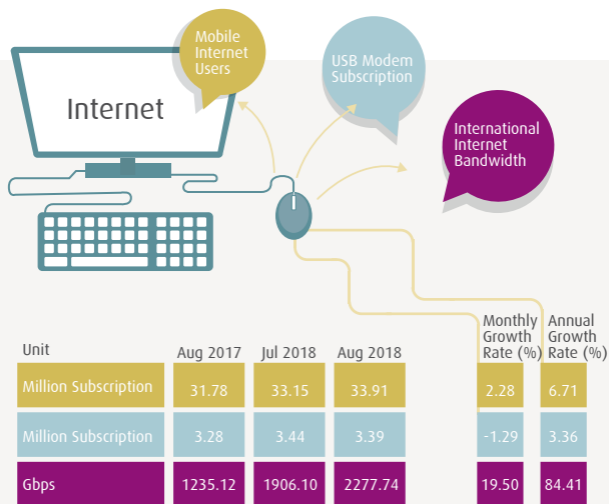
-1.32

-4.24

Annual Growth Rate (%)

-6.50

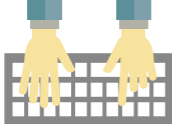
Source: Ministry of Communications and Information Technology
National Telecom Regulatory Authority



Source: Ministry of Communications and Information Technology
National Telecom Regulatory Authority

| | Unit | 2017/2018 |
|------------------------|---------------|-----------|
| Internet Users * | Million Users | 37.9 |
| Internet Penetration * | % | 44.3 |

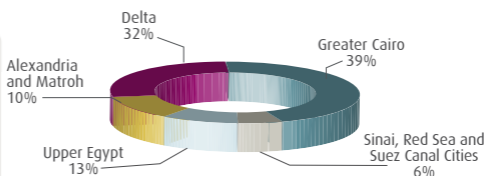
*According to results of "ICT Access and Use by Households and Individuals Survey for 2017/2018"



ADSL and Mobile Internet Users

| | Aug 2017 | Jul 2018 | Aug 2018 | Unit | Monthly Growth Rate (%) | Annual Growth Rate (%) |
|--|----------|----------|----------|----------------------|-------------------------|------------------------|
| ADSL Subscription | 4.92 | 5.99 | 6.08 | Million Subscription | 1.52 | 23.54 |
| Proportion of Mobile Internet Users of Total Mobile Subscription | 31.94 | 34.41 | 35.59 | % | 1.18 | 3.65 |

ADSL Subscriptions Regional Distribution




Source: Ministry of Communications and Information Technology
National Telecom Regulatory Authority
Telecom Egypt



Fixed Telephones

| | Unit | Aug 2017 | Jul 2018 | Aug 2018 |
|--|----------------------|----------|----------|----------|
| Local Exchange Capacity | Million Lines | 19.21 | 18.86 | 18.89 |
| Fixed Lines Subscription | Million Subscription | 6.27 | 7.67 | 7.89 |
| Fixed Lines Penetration | % | 6.80 | 7.63 | 7.63 |
| Number of Local Exchanges | Exchange | 1550 | 1517 | 1517 |
| Number of Local Exchanges in Rural Areas | Exchange | 1081 | 1051 | 1051 |



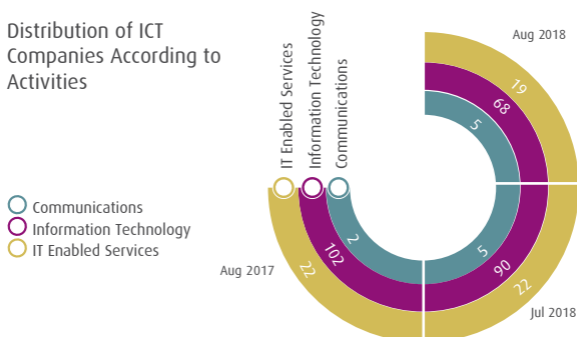
| | Monthly Growth Rate (%) | Annual Growth Rate (%) |
|--|-------------------------|------------------------|
| Local Exchange Capacity | 0.14 | -1.67 |
| Fixed Lines Subscription | 2.88 | 25.73 |
| Fixed Lines Penetration | 0.00 | 0.83 |
| Number of Local Exchanges | 0.00 | -2.13 |
| Number of Local Exchanges in Rural Areas | 0.00 | -2.78 |

Source: Ministry of Communications and Information Technology
Telecom Egypt

Number of Newly Established ICT Companies and Issued Capital**

| Unit | | Aug 2017 | Jul 2018 | Aug 2018 |
|---|------------------------|----------|----------|----------|
| Issued Capital of Newly Established ICT Companies | Million EGP | | | |
| | Communications | 0.50 | 0.48 | 0.50 |
| | Information Technology | 32.39 | 218.04 | 65.42 |
| | IT Enabled Services | 3.33 | 5.46 | 8.72 |
| Total | | 36.22 | 223.98 | 74.63 |
| Number of Newly Established ICT Companies | Companies | | | |
| | Communications | 2 | 5 | 5 |
| | Information Technology | 102 | 90 | 68 |
| | IT Enabled Services | 22 | 22 | 19 |
| Total | | 126 | 117 | 92 |

Distribution of ICT Companies According to Activities



* Most of newly established ICT Companies were small and micro enterprises.

Source: Ministry of Investment
General Authority for Free Zones and Investment

Egypt's Stock Exchange Telecommunications Index

| | |
|--------------------|-------|
| Aug 2017 | 677 |
| Jul 2018 | 486 |
| Aug 2018 | 496 |
| Unit | Point |
| Monthly Growth (%) | 10 |
| Annual Growth (%) | -181 |

This index includes three companies operating in the ICT Sector and listed in Egypt Stock Exchange. These companies are: Telecom Egypt, Global Telecom Holding, Orascom Telecom Media And Technology Holding

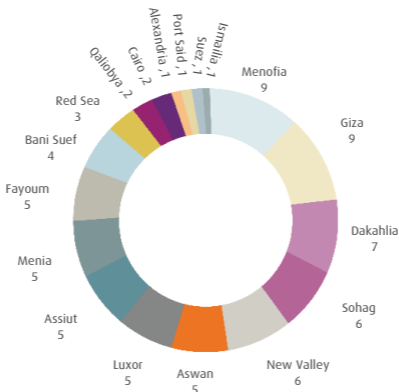
There are a number of differences between the values shown above and the values previously published, as the Egyptian Exchange (EGX), started to publish the monthly value of the index based on the value on the last trading day of the month, while the monthly values published previously were calculated by the Ministry of Communications and Information Technology (MCIT), according to the average of the daily index values during the month.



Telecenters

In line with the Ministry of Communications and Information Technology (MCIT) strategy to promote effectively and sustainably the role of IT in the community development, MCIT has launched the "Telecenters" project. The total number of telecenters in Egypt reached 77.

Regional Distribution of Telecenters



Source: Ministry of Communications and Information Technology
Egypt ICT Trust Fund
Telecenters Department



Post Services

| | Unit | Jul 2017 | Jun 2018 | Jul 2018 |
|---|--------------------|----------|----------|----------|
| Average Number of People Served by each Post Office | Thousand People | 22.85 | 23.12 | 23.13 |
| Number of Pensions Distributed through Post Offices | Million | 5.78 | 6.09 | 6.22 |
| Number of Instant Postal Financial Transfers | Thousand Transfers | 1289 | 1268 | 1611 |

Number of Post Offices

| | Unit | Office | Monthly Change Rate (%) | Annual Change Rate (%) |
|----------|------|--------|-------------------------|------------------------|
| Jul 2017 | | 3940 | 0.08 | 0.53 |
| Jun 2018 | | 3958 | 0.07 | 1.22 |
| Jul 2018 | | 3961 | 2.13 | 7.61 |
| Unit | | Office | 27.05 | 24.98 |

Source: Ministry of Communications and Information Technology
Egypt Post

