



Arab Republic of Egypt
Ministry of Communications
and Information Technology

ICT Indicators in Brief

January 2018 | Monthly Issue





Mobile Phones



Mobile Subscription



Mobile Penetration

Million Subscription

%

97.79

Dec. 2016

109.73

100.69

Nov. 2017

111.17

101.27

Dec. 2017

111.64

0.57

Monthly Growth Rate (%)

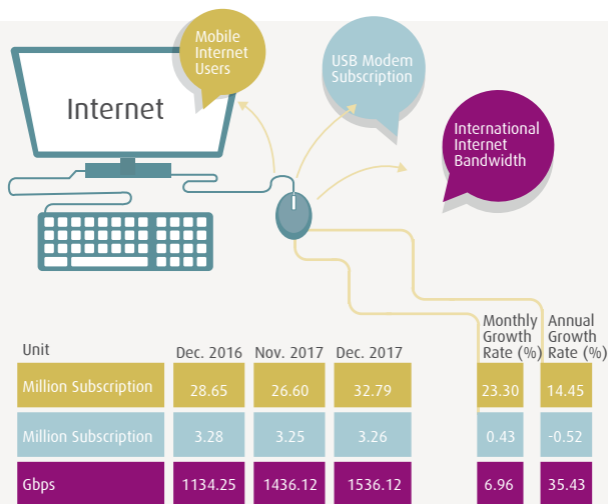
0.47

3.56

Annual Growth Rate (%)

1.91

Source: Ministry of Communications and Information Technology
National Telecom Regulatory Authority

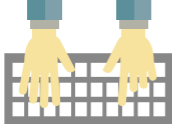


Source: Ministry of Communications and Information Technology
National Telecom Regulatory Authority

	Unit	2016/2017
Internet Users **	Million Users	33.7
Internet Penetration **	%	41.2

* Not Including the Fourth Mobile Service Provider Company (WE) Data.

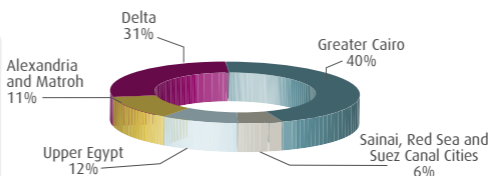
** According to results of "ICT Access and use by households and individuals survey for 2016/2017".



ADSL and Mobile Internet Users

	Dec. 2016	Nov. 2017	Dec. 2017	Unit	Monthly Growth Rate (%)	Annual Growth Rate (%)
ADSL Subscription	4.44	5.11	5.20	Million Subscription	1.79	17.07
Proportion of Mobile Internet Users of Total Mobile Subscription	29.30	26.41	32.38	%	5.97	3.08

ADSL Subscriptions Regional Distribution




Source: Ministry of Communications and Information Technology
National Telecom Regulatory Authority
Telecom Egypt



Fixed Telephones

	Unit	Dec. 2016	Nov. 2017	Dec. 2017
Local Exchange Capacity	Million Lines	18.88	18.06	19.60
Fixed Lines Subscription	Million Subscription	6.12	6.67	6.60
Fixed Lines Penetration	%	7.19	6.8	6.9
Number of Local Exchanges	Exchange	1554	1550	1517
Number of Local Exchanges in Rural Areas	Exchange	1078	1081	1051



	Monthly Growth Rate (%)	Annual Growth Rate (%)
Local Exchange Capacity	8.54	3.82
Fixed Lines Subscription	-1.03	7.95
Fixed Lines Penetration	1.47	-4.03
Number of Local Exchanges	-2.13	-2.38
Number of Local Exchanges in Rural Areas	-2.78	-2.50

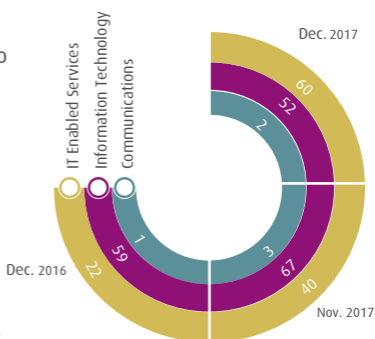
Source: Ministry of Communications and Information Technology
Telecom Egypt

Number of Newly Established ICT Companies and Issued Capital*

Unit		Dec. 2016	Nov. 2017	Dec. 2017
Issued Capital of Newly Established ICT Companies	Million EGP			
	Communications	0.10	1.11	0.23
	Information Technology	17.13	9.85	110.15
	IT Enabled Services	5.83	14.01	21.76
Total		23.06	24.97	132.14
Number of Newly Established ICT Companies	Companies			
	Communications	1	3	2
	Information Technology	59	67	52
	IT Enabled Services	22	40	60
Total		82	112	115

Distribution of ICT Companies According to Activities

- Communications
- Information Technology
- IT Enabled Services



Source: Ministry of Investment
General Authority for Free Zones and Investment

* Most of newly established ICT Companies were small and micro enterprises.

Egypt's Stock Exchange Telecommunications Index

Dec. 2016	648
Nov. 2017	709
Dec. 2017	717
Unit	Point
Monthly Growth (%)	8
Annual Growth (%)	69

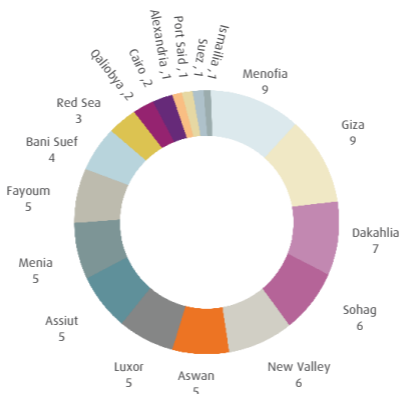
This index includes three companies operating in the ICT Sector and listed in Egypt Stock Exchange. These companies are: Telecom Egypt, Orang and Orascom Telecom



Telecenters

In line with the Ministry of Communications and Information Technology (MCIT) strategy in promoting the role of IT in an effective and sustainable manner for community development, MCIT has Activated the IT Clubs in Community Development”, The Total Number of IT Clubs in Egypt reached 77 IT Clubs.

Regional Distribution of Telecenters



Source: Ministry of Communications and Information Technology
Egypt ICT Trust Fund
Telecenters Department



Post Services

	Unit	Nov. 2016	Oct. 2017	Nov. 2017
Average Number of People Served by each Post Office	Thousand People	22.66	22.92	22.93
Number of Pensions Distributed through Post Offices	Million	5.2	5.9	5.97
Number of Instant Postal Financial Transfers	Thousand Transfers	1295	1539	1529

Number of Post Offices

		Monthly Change Rate (%)	Annual Change Rate (%)
Nov. 2016	3927	0.10	0.59
Oct. 2017	3946	0.04	1.19
Nov. 2017	3950	1.19	14.81
Unit	Office	-0.65	18.07

Source: Ministry of Communications and Information Technology
Egypt Post

