



Arab Republic of Egypt
Ministry of Communications
and Information Technology
www.mcit.gov.eg

ICT Indicators in Brief

October 2013 | Monthly Issue

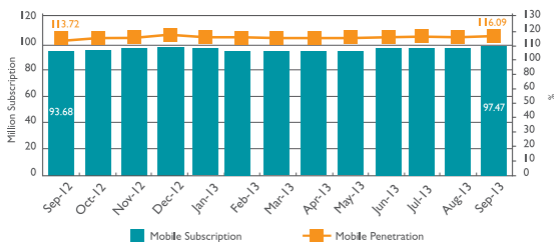


Scan Me

Mobile Telephones

Indicator	Unit	September 2012	August 2013	September 2013	Monthly Growth Rate (%)	Annual Growth Rate (%)
Mobile Subscription	Million Subscription	93.68	96.74	97.47	0.75	4.04
Mobile Penetration *	%	113.72	115.40	116.09	0.68	2.36

Mobile Subscription

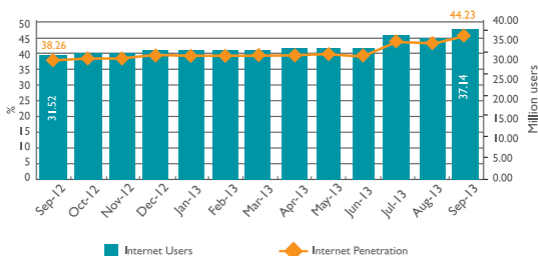


Source: Ministry of Communications and Information Technology
National Telecom Regulatory Authority

Internet

Indicator	Unit	September 2012	August 2013	September 2013	Monthly Growth Rate (%)	Annual Growth Rate (%)
Internet Users	Million User	31.52	37.21	37.14	-0.19	17.83
Internet Penetration *	%	38.26	44.39	44.23	-0.15	5.97
International Internet Bandwidth	Gbps	208.64	242.57	242.57	..	16.26
Proportion of Households Using Internet from Home **	%	41.65	47.33	48.01	0.68	6.36

Internet Users



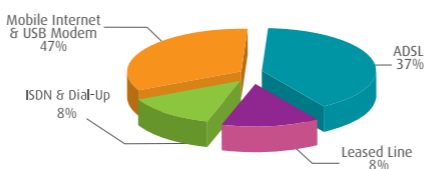
Source: Ministry of Communications and Information Technology
National Telecom Regulatory Authority - Telecom Egypt

* Growth rates are calculated as the difference between penetration rates or proportions in different time intervals

** August 2013

Indicator	Unit	September 2012	August 2013	September 2013	Monthly Growth Rate (%)	Annual Growth Rate (%)
ADSL Subscription	Million Subscription	2.08	2.45	2.49	1.79	19.53
Mobile Internet Users	Million Users	10.93	14.23	13.83	-2.82	26.55
Proportion of Mobile Internet Users of Total Mobile Subscription *	%	11.67	14.71	14.19	-0.52	2.52
Proportion of Mobile Internet Users of Total Internet Users *	%	34.68	38.25	37.24	-1.01	2.56
USB Modem Subscription	Million Subscription	3.21	3.62	3.72	2.69	16.04

Internet Users by Mode of Access

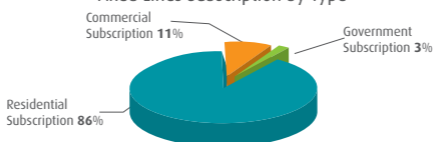


Source: Ministry of Communications and Information Technology, National Telecom Regulatory Authority - Telecom Egypt

Fixed Telephones

Indicator	Unit	September 2012	August 2013	September 2013	Monthly Growth Rate (%)	Annual Growth Rate (%)
Local Exchange Capacity	Million Line	14.70	14.79	14.81	0.10	0.74
Fixed Lines Subscription	Million Subscription	8.47	6.69	6.84	2.20	-19.26
Fixed Lines Penetration *	%	10.45	8.11	8.28	2.10	-20.77
Number of Local Exchanges	Exchange	1699	1704	1704	0.00	0.29
Number of Local Exchanges in Rural Areas	Exchange	1198	1201	1201	0.00	0.25

Fixed Lines Subscription by Type



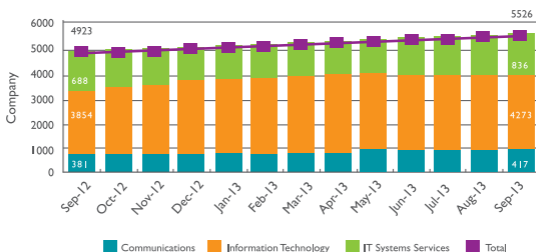
Source: Ministry of Communications and Information Technology, Telecom Egypt

*Growth rates are calculated as the difference between penetration rates or proportions in different time intervals

ICT Sector

Indicator	Unit	September 2012	August 2013	September 2013	Monthly Growth Rate (%)	Annual Growth Rate (%)
ICT Companies	Companies	4923	5490	5526	0.66	12.25
ICT Issued Capital	Billion EGP	46.19	46.68	46.76	0.18	1.24

Number of ICT Companies According to Activities

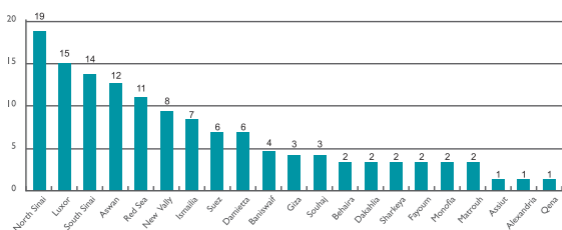


Source: Ministry of Investment
General Authority for Free Zones and Investment

IT Clubs

■ MCIT has launched Technology House initiative in September 2011, as part of Technology corridor project which aims at offering integrated services including (training courses, e-government services, SME services. 9 Technology Houses were established in North Sinai governorate at the beginning of the project and now the number of Technology Houses reached (123) Technology House up to September 2013.

Geographic Distribution of IT Houses

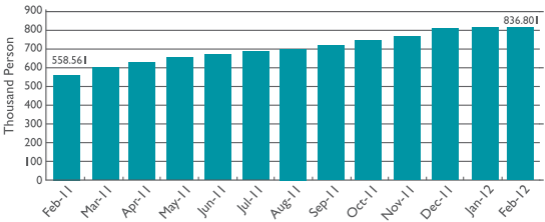


Source: Ministry of Communications and Information Technology
Training and Human Resources Department

Capacity Building

- ICDL program has finished on 29/ 2 /2012 with (836,801) certified candidates, now we are committed by a limited practice No (6) for the year 2012 to start a new ICDL program. syllabus version 5 (windows7, office 2010). It's worth mentioning that there are (44230) registered persons, while the number of graduates (3545) Persons in August 2013.

ICDL Graduates

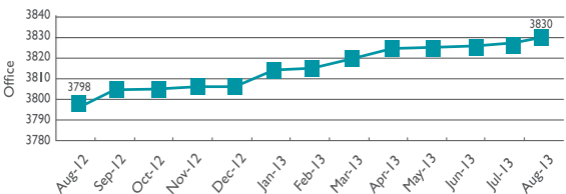


Source: Ministry of Communications and Information Technology
ICDL Program

Post Services

Indicator	Unit	August 2012	July 2013	August 2013	Monthly Growth Rate (%)	Annual Growth Rate (%)
Number of Post Offices	Office	3798	3828	3830	0.05	0.84
Average Number of People Served by Post Offices	Thousand Inhabitants	21.66	21.87	21.89	0.11	1.08
Number of Pensions Distributed Through Post Offices	Million	4.76	4.74	4.74	0.00	-0.42
Number of Instant Postal Financial Transfers	Thousand Transfer	661	871	705	-19.06	-17.93

Number of Post Offices



Source: Ministry of Communications and Information Technology
Egypt Post