



Arab Republic of Egypt
Ministry of Communications
and Information Technology
www.mcit.gov.eg

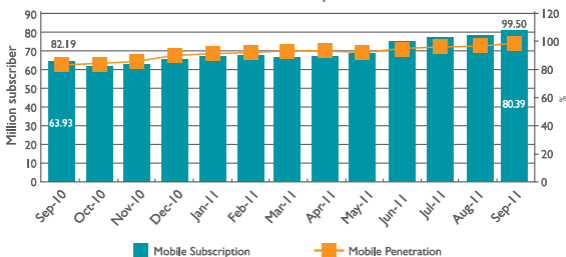
ICT Indicators in Brief

October 2011 | Monthly Issue

Mobile Telephones

Indicator	Unit	September 2010	August 2011	September 2011	Monthly Growth Rate (%)	Annual Growth Rate (%)
Mobile Subscription	Million Subscription	63.93	78.99	80.39	1.78	25.75
Mobile Penetration *	%	82.19	97.93	99.50	1.58	17.31

Mobile Subscription

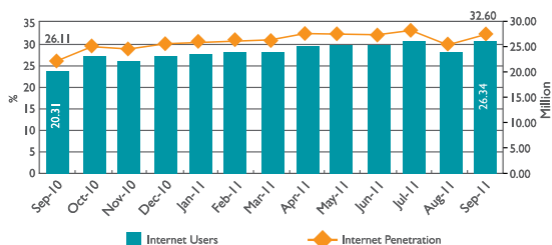


Source: Ministry of Communications and Information Technology
National Telecom Regulatory Authority

Internet

Indicator	Unit	September 2010	August 2011	September 2011	Monthly Growth Rate (%)	Annual Growth Rate (%)
Internet Users	Million User	20.31	24.00	26.34	9.75	29.70
Internet Penetration *	%	26.11	29.75	32.60	2.85	6.49
International Internet Bandwidth	Gbps	121.31	198.57	198.57	..	63.68
Proportion of Households Using Internet from Home **	%	29.16	34.83	35.19	0.36	6.03

Internet Users

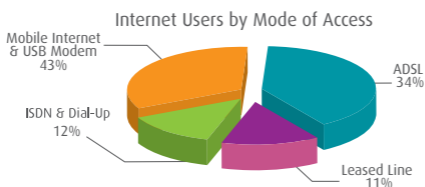


Source: Ministry of Communications and Information Technology
National Telecom Regulatory Authority - Telecom Egypt

* Growth rates are calculated as the difference between penetration rates or proportions in different time intervals

** August 2011

Indicator	Unit	September 2010	August 2011	September 2011	Monthly Growth Rate (%)	Annual Growth Rate (%)
ADSL Subscription	Million Subscription	1.29	1.65	1.67	0.93	29.34
Mobile Internet Users	Million Users	6.09	6.84	8.91	30.26	46.26
Proportion of Mobile Internet Users of Total Mobile Subscription *	%	9.53	8.66	11.09	2.42	1.55
Proportion of Mobile Internet Users of Total Internet Users *	%	30.00	28.51	33.83	5.32	3.83
USB Modem Subscription	Million Subscription	1.14	2.12	2.32	9.03	103.96
Proportion of Broadband Internet Users of Total Internet Users *	%	84.70	87.13	88.28	1.15	3.58

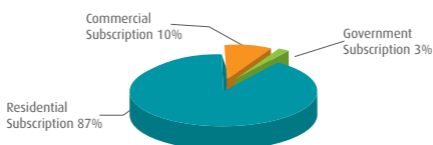


Source: Ministry of Communications and Information Technology, National Telecom Regulatory Authority - Telecom Egypt

Fixed Telephones

Indicator	Unit	September 2010	August 2011	September 2011	Monthly Growth Rate (%)	Annual Growth Rate (%)
Local Exchange Capacity	Million Line	14.48	14.59	14.60	0.02	0.81
Fixed Lines Subscription	Million Subscription	9.93	8.96	8.98	0.23	-9.61
Fixed Lines Penetration *	%	12.7	11.28	11.29	0.01	-1.41
Number of Local Exchanges	Exchange	1680	1692	1692	0.00	0.71
Number of Local Exchanges in Rural Areas	Exchange	1191	1197	1197	0.00	0.50

Fixed Lines Subscription by Type



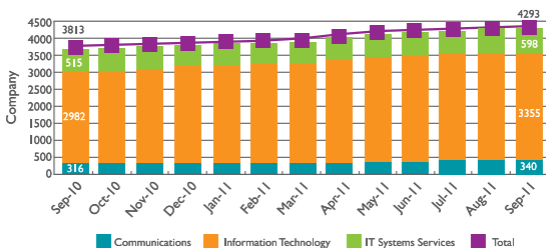
Source: Ministry of Communications and Information Technology, Telecom Egypt

* Growth rates are calculated as the difference between penetration rates or proportions in different time intervals

ICT Sector

Indicator	Unit	September 2010	August 2011	September 2011	Monthly Growth Rate (%)	Annual Growth Rate (%)
ICT Companies	Companies	3813	4250	4293	1.01	12.59
Number of People Employed in ICT Sector*	Thousand Employees	193.88	212.26	212.57	0.15	9.64
ICT Issued Capital	Billion EGP	44.74	45.32	45.34	0.04	1.33

Number of ICT Companies According to Activities



Source: Ministry of Investment
General Authority for Free Zones and Investment

IT Clubs

Indicator	Unit	September 2010	August 2011	September 2011	Monthly Growth Rate (%)	Annual Growth Rate (%)
Number of IT Clubs	Clubs	2124	2163	2163	0.00	1.84
Number of IT Clubs Connected to Internet	Clubs	1913	1955	1955	0.00	2.20

IT Clubs Geographic Distribution



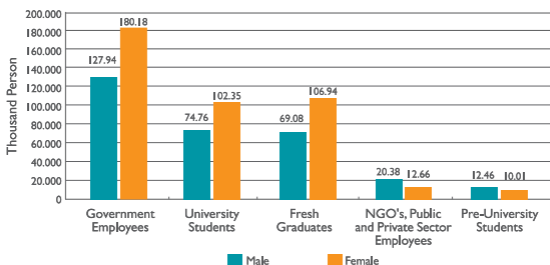
Source: Ministry of Communications and Information Technology
Training and Human Resources Department

* This figure includes employees of Egypt Post, Telecom Egypt, ICT sector companies and Maadi contact Center Park added starting from October 2010, but does not include indirect employees in ICT sector working in IT clubs, internet cafes and private communication stores.

Capacity Building

Indicator	Unit	September 2010	August 2011	September 2011	Monthly Growth Rate (%)	Annual Growth Rate (%)
Graduates of Specialized and Professional ICT Training Program	Thousand Persons	40.575	41.996	41.996	0.00	3.50
Number of ICDL Certified Persons	Thousand Persons	427.86	697.55	716.75	2.75	67.52

Distribution of ICDL Graduates by Employment Status and Gender

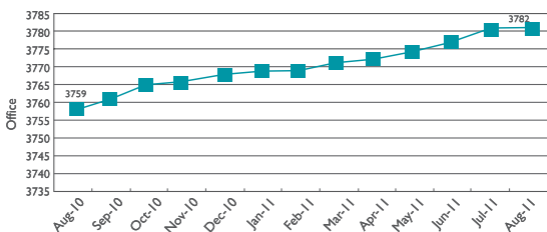


Source: Ministry of Communications and Information Technology
ICDL Program

Post Services

Indicator	Unit	August 2010	July 2011	August 2011	Monthly Growth Rate (%)	Annual Growth Rate (%)
Number of Post Offices	Office	3759	3782	3782	0.00	0.61
Average Number of People Served by Post Offices	Thousand Inhabitants	20.66	21.29	21.33	0.16	3.22
Number of Pensions Distributed Through Post Offices	Million	4.56	4.71	4.72	0.21	3.5
Number of Instant Postal Financial Transfers	Thousand Transfer	650	718	650	-9.47	0.00

Number of Post Offices



Source: Ministry of Communications and Information Technology
Egypt Post