



Arab Republic of Egypt  
Ministry of Communications  
and Information Technology

# ICT Indicators in Brief

June 2018 | Monthly Issue





# Mobile Phones



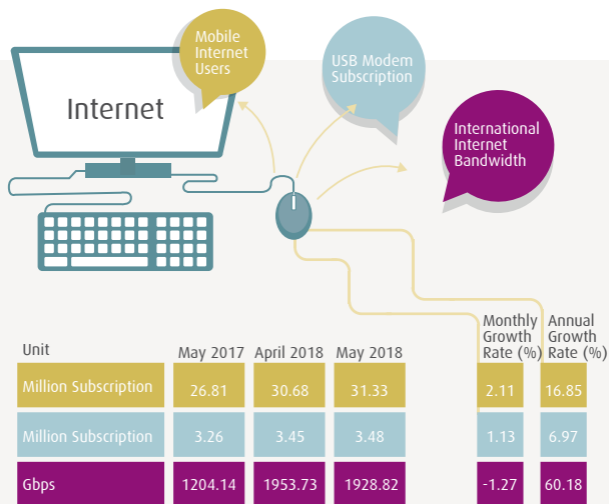
Mobile Subscription



Mobile Penetration

Million Subscription			%	
100.42	May 2017		111.85	
97.68	April 2018		107.06	
96.50	May 2018		105.61	
-1.21	Monthly Growth Rate (%)		-1.45	
-3.90	Annual Growth Rate (%)		-6.23	

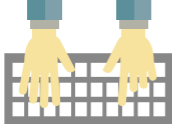
Source: Ministry of Communications and Information Technology  
National Telecom Regulatory Authority



Source: Ministry of Communications and Information Technology  
National Telecom Regulatory Authority

	Unit	2017/2018
Internet Users *	Million Users	37.9
Internet Penetration *	%	44.3

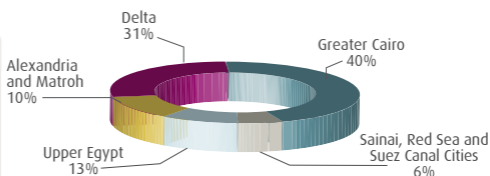
\*According to results of "ICT Access and Use by Households and Individuals Survey for 2017/2018"



## ADSL and Mobile Internet Users

	May 2017	April 2018	May 2018	Unit	Monthly Growth Rate (%)	Annual Growth Rate (%)
ADSL Subscription	4.67	5.64	5.73	Million Subscription	1.73	22.72
Proportion of Mobile Internet Users of Total Mobile Subscription	26.70	31.41	32.46	%	1.05	5.77

### ADSL Subscriptions Regional Distribution




**Source:** Ministry of Communications and Information Technology  
National Telecom Regulatory Authority  
Telecom Egypt



## Fixed Telephones

	Unit	May 2017	April 2018	May 2018
Local Exchange Capacity	Million Lines	19.12	19.86	19.86
Fixed Lines Subscription	Million Subscription	6.71	7.47	7.72
Fixed Lines Penetration	%	7.27	7.64	7.64
Number of Local Exchanges	Exchange	1550	1517	1517
Number of Local Exchanges in Rural Areas	Exchange	1081	1051	1051



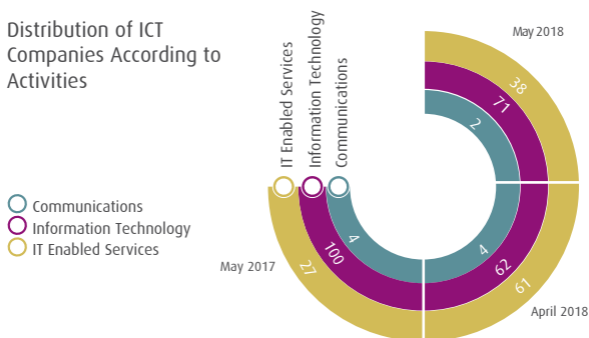
	Monthly Growth Rate (%)	Annual Growth Rate (%)
Local Exchange Capacity	-0.03	3.84
Fixed Lines Subscription	3.34	15.11
Fixed Lines Penetration	0.00	0.37
Number of Local Exchanges	0.00	-2.13
Number of Local Exchanges in Rural Areas	0.00	-2.78

**Source:** Ministry of Communications and Information Technology  
Telecom Egypt

# Number of Newly Established ICT Companies and Issued Capital\*

Unit		May 2017	April 2018	May 2018
Issued Capital of Newly Established ICT Companies	Million EGP			
	Communications	0.36	0.63	0.20
	Information Technology	19.64	21.33	156.92
	IT Enabled Services	156.60	27.75	30.26
Total		176.60	49.70	187.38
Number of Newly Established ICT Companies	Companies			
	Communications	4	4	2
	Information Technology	100	62	71
	IT Enabled Services	27	61	38
Total		131	127	111

## Distribution of ICT Companies According to Activities



\* Most of newly established ICT Companies were small and micro enterprises.

**Source:** Ministry of Investment  
General Authority for Free Zones and Investment

## Egypt's Stock Exchange Telecommunications Index

May 2017	624
April 2018	585
May 2018	575
Unit	Point
Monthly Growth (%)	-10
Annual Growth (%)	-49

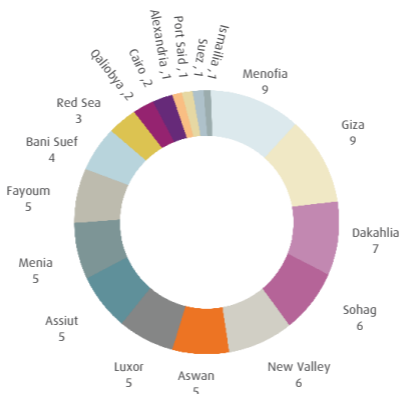
This index includes three companies operating in the ICT Sector and listed in Egypt Stock Exchange. These companies are: Telecom Egypt, Orang and Orascom Telecom



## Telecenters

In line with the Ministry of Communications and Information Technology (MCIT) strategy in promoting the role of IT in an effective and sustainable manner for community development, MCIT has activated "Telecenters in Community Development" Project, the total number of IT Clubs in Egypt reached 77.

### Regional Distribution of Telecenters



**Source:** Ministry of Communications and Information Technology  
Egypt ICT Trust Fund  
Telecenters Department



## Post Services

	Unit	April 2017	March 2017	April 2018
Average Number of People Served by each Post Office	Thousand People	22.75	23.05	23.06
Number of Pensions Distributed through Post Offices	Million	5.34	6.04	6.26
Number of Instant Postal Financial Transfers	Thousand Transfers	1337	1532	1581

### Number of Post Offices

	Unit	Office	Monthly Change Rate (%)	Annual Change Rate (%)
April 2017		3941	0.08	0.38
March 2017		3953	0.07	1.38
April 2018		3956	3.64	17.23
Unit		Office	3.20	18.25

**Source:** Ministry of Communications and Information Technology  
Egypt Post

