



Arab Republic of Egypt
Ministry of Communications
and Information Technology
www.mcit.gov.eg

ICT Indicators in Brief

May 2012 | Monthly Issue

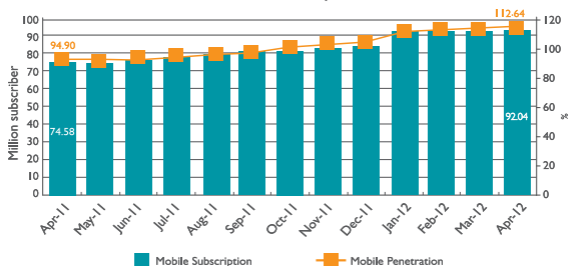


Scan Me

Mobile Telephones

Indicator	Unit	April 2011	March 2012	April 2012	Monthly Growth Rate (%)	Annual Growth Rate (%)
Mobile Subscription	Million Subscription	74.58	91.92	91.04 ^{**}	0.14	23.41
Mobile Penetration [*]	%	94.90	112.67	112.64	-0.03	17.74

Mobile Subscription

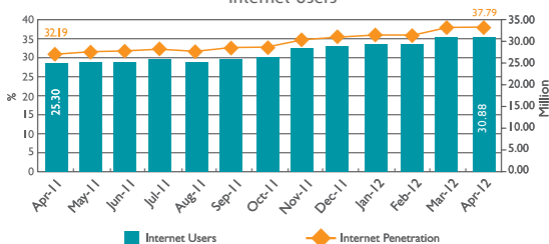


Source: Ministry of Communications and Information Technology
National Telecom Regulatory Authority

Internet

Indicator	Unit	April 2011	March 2012	April 2012	Monthly Growth Rate (%)	Annual Growth Rate (%)
Internet Users	Million User	25.30	30.90	30.88	-0.07	22.04
Internet Penetration [*]	%	32.19	37.88	37.79	-0.09	5.59
International Internet Bandwidth	Gbps	136.04	183.21	183.21 ^{***}	..	34.68
Proportion of Households Using Internet from Home ^{**}	%	32.21	38.89	39.25	0.36	6.04

Internet Users



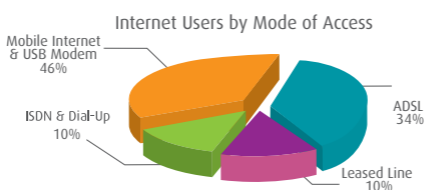
Source: Ministry of Communications and Information Technology
National Telecom Regulatory Authority - Telecom Egypt

* Growth rates are calculated as the difference between penetration rates or proportions in different time intervals.

** The huge increase in the number of "mobile subscriptions" is due to the revision of this indicator definition by the International Telecommunication Union (ITU). Then starting from January 2012, all the three NMO's follow the new definition which state that mobile subscriptions are those referring to subscribers who used the service at least once during the last three months for making or receiving calls or carrying out a non voice activity such as sending or receiving SMS or accessing the internet. For more information, check the "Handbook for the Collection of Administrative Data on Telecommunications/ICT" Issued by ITU 2011.

*** March 2012

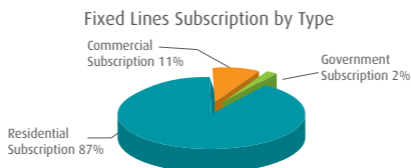
Indicator	Unit	April 2011	March 2012	April 2012	Monthly Growth Rate (%)	Annual Growth Rate (%)
ADSL Subscription	Million Subscription	1.53	1.90	1.92	1.33	25.29
Mobile Internet Users	Million Users	8.95	11.71	11.51	-1.67	28.64
Proportion of Mobile Internet Users of Total Mobile Subscription *	%	12.00	12.74	12.51	-0.23	0.51
Proportion of Mobile Internet Users of Total Internet Users *	%	35.37	37.89	37.28	-0.61	1.91
USB Modem Subscription	Million Subscription	1.95	2.83	2.87	1.43	47.19
Proportion of Broadband Internet Users of Total Internet Users *	%	87.76	90.02	90.02	0.00	2.26



Source: Ministry of Communications and Information Technology, National Telecom Regulatory Authority - Telecom Egypt

Fixed Telephones

Indicator	Unit	April 2011	March 2012	April 2012	Monthly Growth Rate (%)	Annual Growth Rate (%)
Local Exchange Capacity	Million Line	14.54	14.62	14.63	0.09	0.64
Fixed Lines Subscription	Million Subscription	8.94	8.57	8.60	0.32	-3.75
Fixed Lines Penetration *	%	11.3	10.68	10.7	0.02	-0.60
Number of Local Exchanges	Exchange	1690	1697	1697	0.00	0.41
Number of Local Exchanges in Rural Areas	Exchange	1196	1198	1198	0.00	0.17



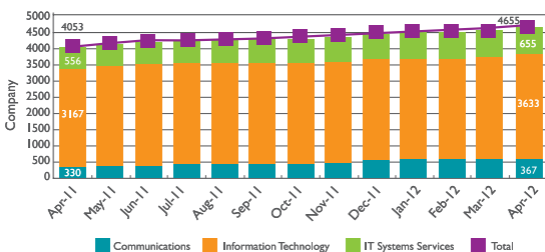
Source: Ministry of Communications and Information Technology Telecom Egypt

* Growth rates are calculated as the difference between penetration rates or proportions in different time intervals

ICT Sector

Indicator	Unit	April 2011	March 2012	April 2012	Monthly Growth Rate (%)	Annual Growth Rate (%)
ICT Companies	Companies	4053	4613	4655	0.91	14.85
Number of People Employed in ICT Sector*	Thousand Employees	205.84	214.45	214.65	0.09	4.28
ICT Issued Capital	Billion EGP	44.98	45.459	45.463	0.01	1.07

Number of ICT Companies According to Activities

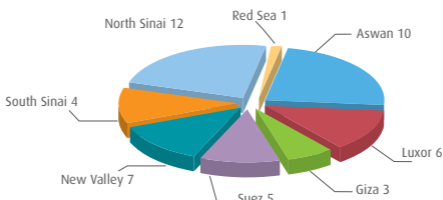


Source: Ministry of Investment
General Authority for Free Zones and Investment

IT Clubs

- MCIT had launched "IT houses initiative" in September 2011, to serve the technology path project that aims at offering comprehensive services including "training courses, e-government services, SMEs services". 9 IT houses were established in North Sinai governorate at the beginning of the project and now the number of IT Houses reached 48 IT houses.
- It is worth mentioning that the number of clubs reached 2163 IT Clubs, the number of IT clubs connected to the internet reached 1955 IT Clubs.

Geographic Distribution of IT Houses



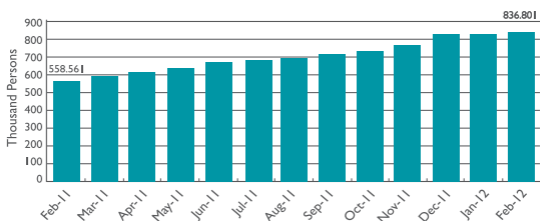
Source: Ministry of Communications and Information Technology
Training and Human Resources Department

* This figure includes employees of Egypt Post, Telecom Egypt, ICT sector companies and Maadi Contact Centers Park added starting from October 2010, but doesn't include indirect employees in ICT sector working in IT clubs, internet cafes and private communication stores.

Capacity Building

- ICDL program has ended on 29/2/2012 with 836801 certified candidates , now we are committed by a Limited Practice No (6) for the year 2012 to start a new ICDL program. Syllabus Version 5 (Windows7 , Office 2010).

ICDL Graduates

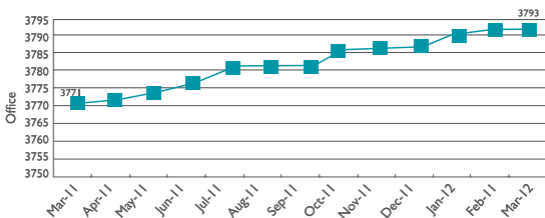


Source: Ministry of Communications and Information Technology
ICDL Program

Post Services

Indicator	Unit	April 2011	March 2012	April 2012	Monthly Growth Rate (%)	Annual Growth Rate (%)
Number of Post Offices	Office	3771	3793	3793	0.00	0.58
Average Number of People Served by Post Offices	Thousand Inhabitants	20.81	21.47	21.51	0.16	3.36
Number of Pensions Distributed Through Post Offices	Million	4.6	4.79	4.83	0.84	5.00
Number of Instant Postal Financial Transfers	Thousand Transfer	601	720	800	11.11	33.11

Number of Post Offices



Source: Ministry of Communications and Information Technology
Egypt Post