



Arab Republic of Egypt
Ministry of Communications
and Information Technology

ICT Indicators in Brief

March 2016 | Monthly Issue





Mobile Telephones



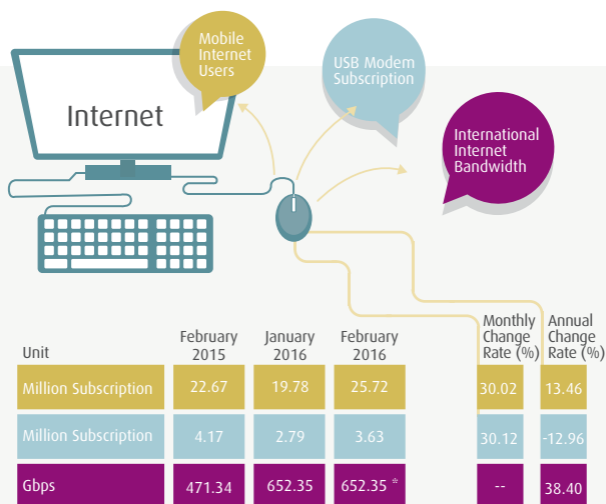
Mobile Subscription



Mobile Penetration *

Million Subscription		%	
95.66	February 2015	110.96	
94.16	January 2016	107.41	
94.62	February 2016	107.76	
0.48	Monthly Change Rate (%)	0.36	
-1.09	Annual Change Rate (%)	-3.20	

Source: Ministry of Communications and Information Technology
National Telecom Regulatory Authority



* December 2015

Source: Ministry of Communications and Information Technology
National Telecom Regulatory Authority

	Unit	2014
Internet Users *	Million Users	27.25
Internet Penetration *	%	31.7

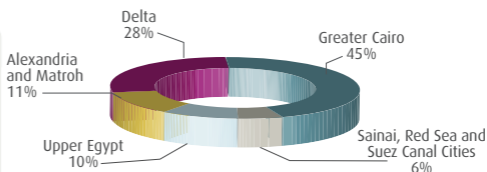
* According to results of "ICT Access and use by households and individuals survey for 2014".



February 2015
January 2016
February 2016

		Unit	Monthly Change Rate (%)	Annual Change Rate (%)
ADSL Subscription	3.17 3.80 3.93	Million Subscription	3.42	23.83
Proportion of Mobile Internet Users of Total Mobile Subscription *	23.70 21.01 27.18	%	6.17	3.49

ADSL Subscriptions Regional Distribution




Source: Ministry of Communications and Information Technology
National Telecom Regulatory Authority
Telecom Egypt



Fixed Telephones

	Unit	Feb. 2015	Jan. 2016	Feb. 2016
Local Exchange Capacity	Million Lines	16.34	17.63	17.84
Fixed Lines Subscription	Million Subscription	6.05	6.35	6.23
Fixed Lines Penetration *	%	7.13	7.35	7.2
Number of Local Exchanges	Exchange	1634	1549	1563
Number of Local Exchanges in Rural Areas	Exchange	1147	1093	1098



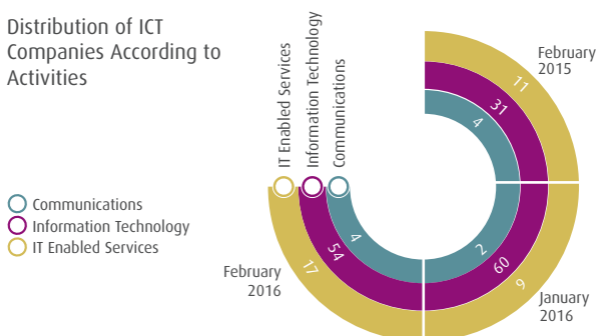
	Monthly Change Rate (%)	Annual Change Rate (%)
	1.17	9.17
	-1.83	3.01
	-2.04	0.98
	0.90	-4.35
	0.46	-4.27

Source: Ministry of Communications and Information Technology
Telecom Egypt

ICT Established Companies

		Unit	Feb. 2015	Jan. 2016	Feb. 2016
Number of Newly Established ICT Companies	Companies	Information Technology	31	60	54
		Communications	4	2	4
		IT Enabled Services	11	9	17
Total Number of Companies			46	71	75
Issued Capital of Newly Established ICT Companies	Million EGP	Information Technology	5.41	9.07	11.94
		Communications	2.29	0.31	0.53
		IT Enabled Services	2.22	0.52	6.31
Total Issued Capital			9.92	9.90	18.77

Distribution of ICT Companies According to Activities



Source: Ministry of Investment
General Authority for Free Zones and Investment

Egypt's Stock Exchange Telecommunications Index

February 2016	559
January 2016	261
February 2015	266
Unit	Point
Monthly Change	5
Annual Change	-293

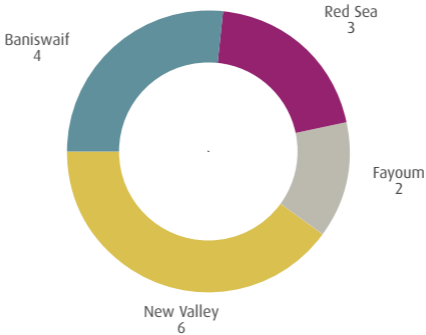
This index includes three companies operating in the ICT Sector and listed in Egypt Stock Exchange. These companies are: Telecom Egypt, Mobinil and Orascom Telecom.



Telecenters

In line with the Ministry of Communications and Information Technology (MCIT) strategy in promoting the role of IT in an effective and sustainable manner for community development, MCIT has activated the Telecenters in Community Development.

Regional Distribution of Telecenters



Source: Ministry of Communications and Information Technology
Egypt ICT Trust Fund
Telecenters Department



Post Services

	Unit	January 2015	Dec. 2015	January 2016
Average Number of People Served by Post Offices	Thousand Inhabitants	22.08	22.34	22.37
Number of Pensions Distributed through Post Offices	Million	5.14	5.47	5.39
Number of Instant Postal Financial Transfers	Thousand Transfers	923	1210	1109

Number of Post Offices		Monthly Change Rate (%)	Annual Change Rate (%)
January 2015	3898	0.03	0.54
December 2015	3918	0.125	1.297
January 2016	3919	-1.46	4.86
Unit	Office	-8.32	-0.81

Source: Ministry of Communications and Information Technology
Egypt Post



Scan Me