



Arab Republic of Egypt  
Ministry of Communications  
and Information Technology

# ICT Indicators in Brief

November 2018 | Monthly Issue





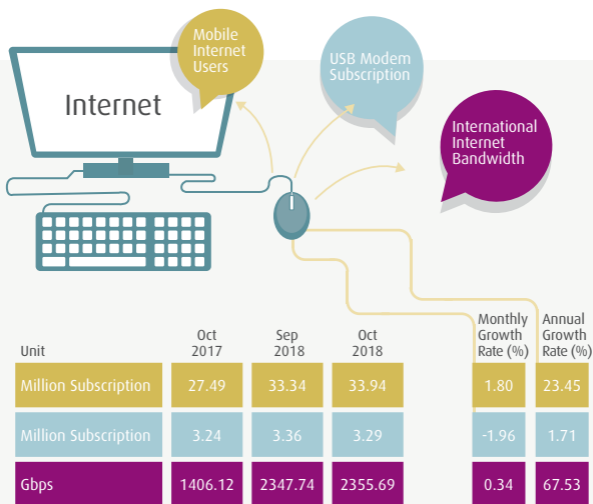
# Mobile Phones

Mobile Subscription

Mobile Penetration

Million Subscription		%
99.82	Oct 2017	110.37
94.59	Sep 2018	102.93
94.31	Oct 2018	102.48
-0.29	Monthly Growth Rate (%)	-0.45
-5.52	Annual Growth Rate (%)	-7.89

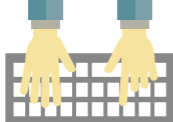
Source: Ministry of Communications and Information Technology  
National Telecom Regulatory Authority



Source: Ministry of Communications and Information Technology  
National Telecom Regulatory Authority

	Unit	2017/2018
Internet Users*	Million Users	37.9
Internet Penetration*	%	44.3

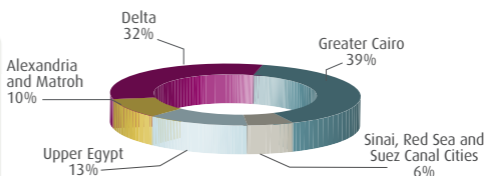
\*According the results of "ICT Access and Use by Households and Individuals Survey for 2017/2018"



## ADSL and Mobile Internet Users

	Oct 2017	Sep 2018	Oct 2018	Unit	Monthly Growth Rate (%)	Annual Growth Rate (%)
ADSL Subscription	5.05	6.21	6.31	Million Subscription	1.72	24.98
Proportion of Mobile Internet Users of Total Mobile Subscription	27.54	35.25	35.99	%	0.74	8.45

### ADSL Subscriptions Regional Distribution

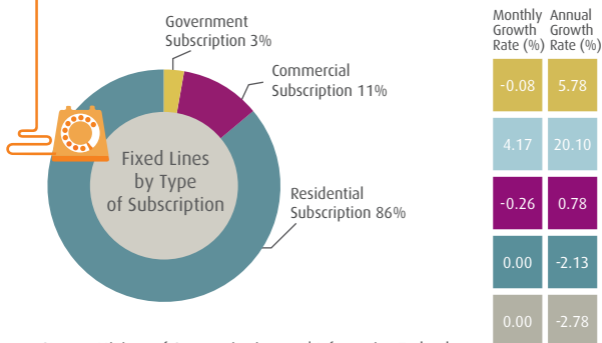


**Source:** Ministry of Communications and Information Technology  
National Telecom Regulatory Authority  
Telecom Egypt



## Fixed Telephones

	Unit	Oct 2017	Sep 2018	Oct 2018
Local Exchange Capacity	Million Lines	17.92	18.98	18.96
Fixed Lines Subscription	Million Subscription	6.58	7.59	7.91
Fixed Lines Penetration	%	6.81	7.61	7.59
Number of Local Exchanges	Exchange	1550	1517	1517
Number of Local Exchanges in Rural Areas	Exchange	1081	1051	1051

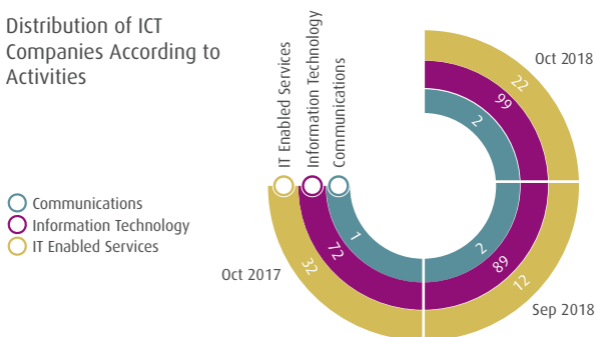


**Source:** Ministry of Communications and Information Technology  
Telecom Egypt

# Number of Newly Established ICT Companies and Issued Capital\*\*

		Unit	Oct 2017	Sep 2018	Oct 2018
Issued Capital of Newly Established ICT Companies	Million EGP	Communications	0.50	0.03	0.06
		Information Technology	25.04	17.79	158.74
		IT Enabled Services	6.71	12.88	5.22
Total			32.25	30.70	164.02
Number of Newly Established ICT Companies	Companies	Communications	1	2	2
		Information Technology	72	89	99
		IT Enabled Services	32	12	22
Total			105	103	123

## Distribution of ICT Companies According to Activities



\*\*Most of newly established ICT Companies were small and micro enterprises.

Source: Ministry of Investment  
General Authority for Free Zones and Investment

## Egypt's Stock Exchange Telecommunications Index

Oct 2017		675
Sep 2018		400
Oct 2018		348
Unit		Point
Monthly Growth (%)		-52
Annual Growth (%)		-327

This index includes three companies operating in the ICT Sector and listed in Egypt Stock Exchange. These companies are: Telecom Egypt, Global Telecom Holding and Orascom Telecom Media And Technology Holding

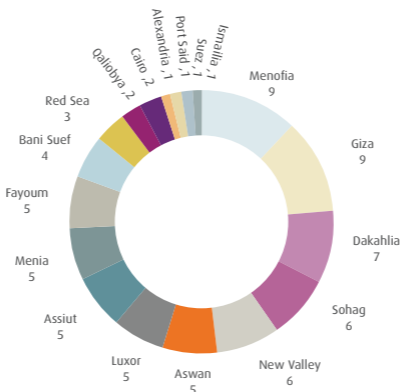
\*\*There are a number of differences between the values shown above and the values previously published, as the Egyptian Exchange (EGX), started to publish the monthly value of the index based on the value on the last trading day of the month, while the monthly values published previously were calculated by the Ministry of Communications and Information Technology (MCIT), according to the average of the daily index values during the month.



## Telecenters

In line with the Ministry of Communications and Information Technology (MCIT) strategy to promote effectively and sustainably the role of IT in the community development, MCIT has launched the "Telecenters" project. The total number of telecenters in Egypt reached 77.

### Regional Distribution of Telecenters



**Source:** Ministry of Communications and Information Technology  
Egypt ICT Trust Fund  
Telecenters Department



## Post Services

	Unit	Sep 2017	Aug 2018	Sep 2018
Average Number of People Served by each Post Office	Thousand People	22.90	23.14	23.17
Number of Pensions Distributed through Post Offices	Million	5.53	5.86	5.83
Number of Instant Postal Financial Transfers	Thousand Transfers	1003	1458	1522

### Number of Post Offices

	Unit	Monthly Change Rate (%)	Annual Change Rate (%)
Sep 2017	3944	0.05	0.58
Aug 2018	3965	0.09	1.17
Sep 2018	3967	-0.51	5.42
Unit	Office	4.38	51.69

**Source:** Ministry of Communications and Information Technology  
Egypt Post

