



Arab Republic of Egypt
Ministry of Communications
and Information Technology
www.mcit.gov.eg

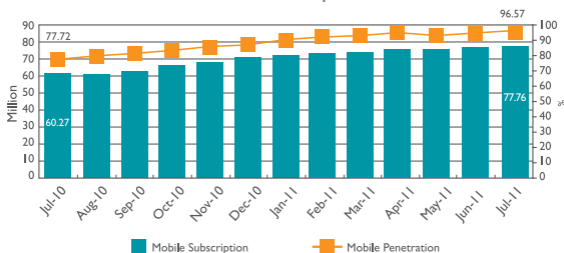
ICT Indicators in Brief

August 2011 | Monthly Issue

Mobile Telephones

Indicator	Unit	July 2010	June 2011	July 2011	Monthly Growth Rate (%)	Annual Growth Rate (%)
Mobile Subscription	Million Subscription	60.27	76.43	77.76	1.74	29.02
Mobile Penetration *	%	77.72	95.07	96.57	1.50	18.85

Mobile Subscription

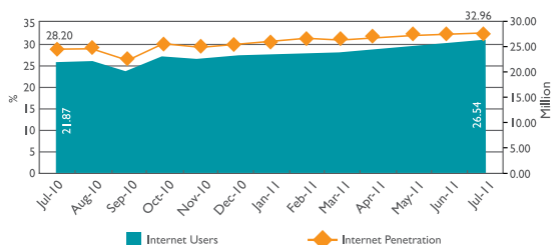


Source: Ministry of Communications and Information Technology
National Telecom Regulatory Authority - Telecom Egypt

Internet

Indicator	Unit	July 2010	June 2011	July 2011	Monthly Growth Rate (%)	Annual Growth Rate (%)
Internet Users **	Million User	21.87	25.87	26.54	2.59	21.36
Internet Penetration *	%	28.20	32.13	32.96	0.83	4.76
International Internet Bandwidth	Gbps	118.37	134.72	134.72	..	13.81
Proportion of Households Using Internet from Home **	%	28.02	34.13	34.65	0.52	6.63

Internet Users



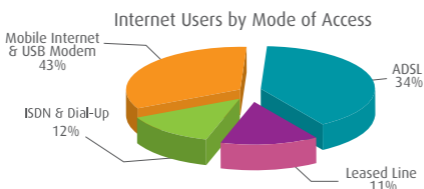
Source: Ministry of Communications and Information Technology
National Telecom Regulatory Authority

* Growth rates are calculated as the difference between penetration rates or proportions in different time intervals

** Include internet users through Mobile and USB Modem starting from August 2010

*** June 2011

Indicator	Unit	July 2010	June 2011	July 2011	Monthly Growth Rate (%)	Annual Growth Rate (%)
ADSL Subscription	Million Subscription	1.22	1.60	1.64	2.20	33.87
Mobile Internet Users	Million Users	8.20	8.90	9.55	7.33	16.43
Proportion of Mobile Internet Users of Total Mobile Subscription *	%	13.61	11.64	12.28	0.64	-1.33
Proportion of Mobile Internet Users of Total Internet Users *	%	37.52	34.40	36.00	1.59	-1.52
USB Modem Subscription	Million Subscription	0.93	2.18	2.01	-7.91	116.70
Proportion of Broadband Internet Users of Total Internet Users *	%	85.79	88.04	88.35	0.31	2.57

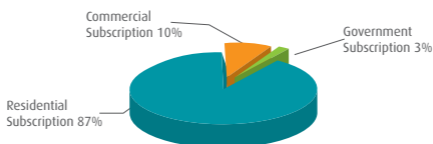


Source: Ministry of Communications and Information Technology
National Telecom Regulatory Authority

Fixed Telephones

Indicator	Unit	July 2010	June 2011	July 2011	Monthly Growth Rate (%)	Annual Growth Rate (%)
Local Exchange Capacity	Million Line	14.47	14.55	14.60	0.32	0.88
Fixed Lines Subscription	Million Subscription	9.93	9.27	8.94	-3.64	-9.96
Fixed Lines Penetration *	%	12.73	11.72	11.28	-0.44	-1.45
Number of Local Exchanges	Exchange	1678	1691	1692	0.06	0.83
Number of Local Exchanges in Rural Areas	Exchange	1190	1197	1197	0.00	0.59

Fixed Lines Subscription by Type



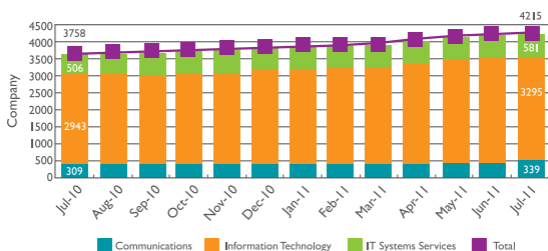
Source: Ministry of Communications and Information Technology
Telecom Egypt

* Growth rates are calculated as the difference between penetration rates or proportions in different time intervals

ICT Sector

Indicator	Unit	July 2010	June 2011	July 2011	Monthly Growth Rate (%)	Annual Growth Rate (%)
ICT Companies	Companies	3758	4168	4215	1.13	12.16
Number of People Employed in ICT Sector*	Thousand Employees	193.33	206.64	207.00	0.17	7.07
ICT Issued Capital	Billion EGP	44.70	45.05	45.29	0.54	1.31

Number of ICT Companies According to Activities

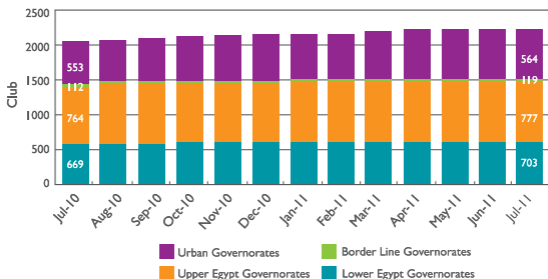


Source: Ministry of Investment
General Authority for Free Zones and Investment

IT Clubs

Indicator	Unit	July 2010	June 2011	July 2011	Monthly Growth Rate (%)	Annual Growth Rate (%)
Number of IT Clubs	Clubs	2098	2163	2163	0.00	3.10
Number of IT Clubs Connected to Internet	Clubs	1890	1955	1955	0.00	1.85

IT Clubs Geographic Distribution



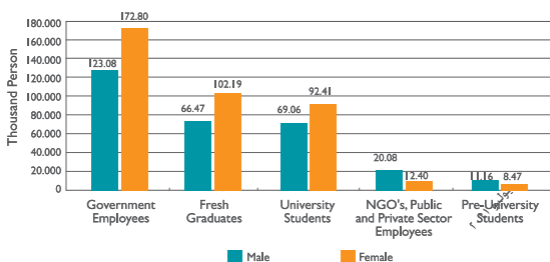
Source: Ministry of Communications and Information Technology
Training and Human Resources Department

* This figure includes employees of Egypt Post, Telecom Egypt, ICT sector companies and Maadi contact Center Park added starting from October 2010, but does not include indirect employees in ICT sector working in IT clubs, internet cafes and private communication stores

Capacity Building

Indicator	Unit	July 2010	June 2011	July 2011	Monthly Growth Rate (%)	Annual Growth Rate (%)
Graduates of Specialized and Professional ICT Training Program	Thousand Trainees	39.677	41.167	41.996	2.01	5.84
Number of ICDL Certified Persons	Thousand Persons	360.07	657.75	678.11	3.10	88.33

Distribution of ICDL Graduates by Employment Status and Gender

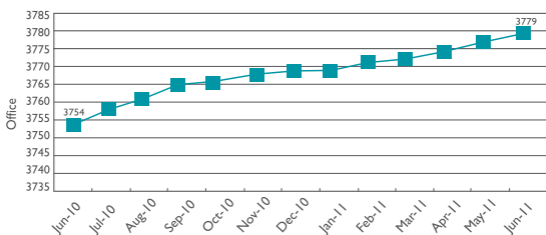


Source: Ministry of Communications and Information Technology
ICDL Program

Post Services

Indicator	Unit	June 2010	May 2011	June 2011	Monthly Growth Rate (%)	Annual Growth Rate (%)
Number of Post Offices	Office	3754	3777	3779	0.05	0.67
Average Number of People Served by Post Offices	Thousand Inhabitants	20.63	21.25	21.27	0.11	3.13
Number of Pensions Distributed Through Post Offices	Million	4.40	4.70	4.70	0.00	6.82
Number of Instant Postal Financial Transfers	Thousand Transfer	695	689	721	4.64	3.74

Number of Post Offices



Source: Ministry of Communications and Information Technology
Egypt Post